



SAN DIEGO COUNTY

# INTEGRATED WASTE MANAGEMENT PLAN

Consisting of:  
Countywide Summary Plan  
&  
Countywide Siting Element

**2005 5-YEAR REVISION  
FINAL**

DEPARTMENT OF PUBLIC WORKS  
Solid Waste Planning and Recycling

Approved and Adopted by the Board of Supervisors January 5, 2005  
Approved by Majority of Cities with Majority of Population

Approved by CIWMB September 20-21, 2005

**SAN DIEGO COUNTY**

**INTEGRATED WASTE MANAGEMENT PLAN**

**COUNTYWIDE SUMMARY PLAN AND SITING ELEMENT**

**County Board of Supervisors**  
**Dianne Jacob, Chairwoman**  
**Pam Slater-Price, Vice-Chairwoman**  
**Greg Cox**  
**Ron Roberts**  
**Bill Horn**

**Chief Administrative Officer**  
**Walter F. Ekard**

**Department of Public Works**  
**John L. Snyder, Director**

**Approved and Adopted by the Board of Supervisors**  
**January 5, 2005**

**Approved by Majority of Cities with Majority of Population**

**Approved by CIWMB**  
**September 20-21, 2005**

**Prepared by:**  
**County of San Diego**  
**Department of Public Works**  
**Solid Waste Planning and Recycling**  
**5555 Overland Avenue MS O344**  
**San Diego, CA 92123**

 **Printed on 100% post-consumer recycled paper**

(Blank Page)

## **GLOSSARY OF ACRONYMS AND SOLID WASTE TERMS**

<b>AB</b>	Assembly Bill
<b>ABOP</b>	Antifreeze, Batteries, Oil and Paint (collection event)
<b>CAC</b>	Citizens Advisory Committee
<b>CEQA</b>	California Environmental Quality Act
<b>CIWMB</b>	California Integrated Waste Management Board
<b>CIWMP</b>	Countywide Integrated Waste Management Plan
<b>CRV</b>	California Redemption Value
<b>CWA</b>	County Water Authority
<b>DEHS</b>	Department of Environmental Health Services (County)
<b>EIR</b>	Environmental Impact Report
<b>HHW</b>	Household Hazardous Waste
<b>HHWE</b>	Household Hazardous Waste Element
<b>HHWM</b>	Household Hazardous Waste Management
<b>IWM Act</b>	Integrated Waste Management Act (of 1989)
<b>JPA</b>	Joint Powers Authority
<b>LEA</b>	Local Enforcement Agency
<b>LTF</b>	Local Task Force
<b>MOU</b>	Memorandum of Understanding
<b>MRF</b>	Material Recovery Facility
<b>MWD</b>	Municipal Water District
<b>NCRRRA</b>	North County Resource Recovery Associates
<b>NCTD</b>	North County Transit District
<b>NDFE</b>	Non-Disposal Facility Element
<b>RMDZ</b>	Recycled Market Development Zone
<b>SANDAG</b>	San Diego Associations of Governments
<b>SRRE</b>	Source Reduction and Recycling Element
<b>SWA</b>	(San Diego) Solid Waste Authority
<b>TAC</b>	Technical Advisory Committee
<b>TSDF</b>	Treatment Storage and Disposal Facility (state licensed for toxic waste)

**(Blank Page)**

# **SAN DIEGO COUNTY INTEGRATED WASTE MANAGEMENT PLAN TABLE OF CONTENTS**

## **Countywide Summary Plan**

## **Countywide Siting Element**

## **Appendices**

Appendix A: Public Input and County Response

Appendix B: Cubic Yards Conversion for Solid Waste

Appendix C: Linear Regression Analysis of Waste Disposal Requirements for San Diego County 2002 to 2017

Appendix D: Negative Declaration – CEQA – Siting Element Amendment

Appendix E: City, County, and CIWMB Resolutions on Adoption of the Summary Plan and Siting Element



**SAN DIEGO COUNTY**

**INTEGRATED WASTE MANAGEMENT PLAN**

**COUNTYWIDE SUMMARY PLAN**

2005 5-YEAR REVISION  
FINAL

DEPARTMENT OF PUBLIC WORKS  
Solid Waste Planning and Recycling

(Blank Page)



**SAN DIEGO COUNTY**  
**INTEGRATED WASTE MANAGEMENT PLAN**  
**COUNTYWIDE SUMMARY PLAN**

**County Board of Supervisors**  
**Dianne Jacob, Chairwoman**  
**Pam Slater Price, Vice-Chairwoman**  
**Greg Cox**  
**Ron Roberts**  
**Bill Horn**

**Chief Administrative Officer**  
**Walter F. Ekard**

**Department of Public Works**  
**John L. Snyder, Director**

**Approved and adopted by the Board of Supervisors**  
**January 5, 2005**

**Approved by Majority of Cities with Majority of Population**

**Approved by CIWMB**  
**September 20-21, 2005**

**Prepared by:**  
**County of San Diego**  
**Department of Public Works**  
**Solid Waste Planning and Recycling**  
**5555 Overland Avenue MS O344**  
**San Diego, CA 92123**

(Blank Page)

# San Diego County Integrated Waste Management Task Force

The San Diego County Integrated Waste Management Task Force (Local Task Force) is formed pursuant to Public Resources Cod Section 40950 to assure overall area-wide solid waste planning and coordination for the San Diego region. The Citizens Advisory Committee and Technical Advisory Committee, listed on the next page, are advisory committees to the Local Task Force. Voting members include the County of San Diego and the incorporated cities of Carlsbad, Chula Vista, Coronado, Del Mar, El Cajon, Encinitas, Escondido, Imperial Beach, La Mesa, Lemon Grove, National City, Oceanside, Poway, San Diego, San Marcos, Santee, Solana Beach, and Vista.

**CHAIRMAN: Hon. Ron Morrison**  
**VICE CHAIRMAN: Hon. Mickey Cafagna**  
**SECRETARY/EXECUTIVE DIRECTOR: Gary L. Gallegos**

## **COUNTY OF SAN DIEGO**

Hon. Greg Cox, Supervisor  
(A) Hon. Ron Roberts, Supervisor

## **CITY OF CARLSBAD**

Hon. Ramona Finnilla, Councilmember  
Hon. Bud Lewis, Mayor  
(A) Hon. Matt Hall, Councilmember

## **CITY OF CHULA VISTA**

Hon. Steve Padilla, Mayor  
(A) Hon. Patty Davis, Councilmember  
(A) Hon. Jerry Rindone, Deputy Mayor

## **CITY OF CORONADO**

Hon. Phil Monroe, Mayor Pro Tem  
(A) Hon. Frank Tierney, Councilmember

## **CITY OF DEL MAR**

Hon. Crystal Crawford, Councilmember  
(A) Hon. Richard Earnest, Deputy Mayor  
(A) Hon David Druker, Mayor

## **CITY OF EL CAJON**

Hon. Mark Lewis, Mayor  
(A) Gary Kendrick, Mayor Pro Tem

## **CITY OF ENCINITAS**

Hon. Christie Guerin, Councilmember  
(A) Hon. Maggie Houlihan, Councilmember

## **CITY OF ESCONDIDO**

Hon. Lori Holt Pfeiler, Mayor  
Hon. Ed Gallo, Councilmember

## **CITY OF IMPERIAL BEACH**

Hon. Patricia McCoy, Councilmember  
(A) Hon. Diane Rose, Mayor  
(A) Hon Mayda Winter, Councilmember

## **CITY OF LA MESA**

Hon. Art Madrid, Mayor  
(A) Hon. Barry Jantz, Councilmember  
(A) Hon. David Allen, Councilmember

## **CITY OF LEMON GROVE**

Hon. Mary Sessom, Mayor  
(A) Hon. Jill Greer, Councilmember  
(A) Hon. Jerry Jones, Councilmember

## **CITY OF NATIONAL CITY**

Hon. Ron Morrison, Councilmember  
(A) Hon. Frank Parra, Deputy Mayor

## **CITY OF OCEANSIDE**

Hon. Jack Feller, Councilmember  
(A) Hon. Terry Johnson, Mayor  
(A) Hon. Rocky Chavez, Councilmember

## **CITY OF POWAY**

Hon. Mickey Cafagna, Mayor  
(A) Hon. Don Higginson, Councilmember  
(A) Hon Bob Emery, Councilmember

## **CITY OF SAN DIEGO**

Hon. Dick Murphy, Mayor  
Hon. Jim Madaffer, Councilmember  
(A) Hon. Scott Peters, Councilmember

## **CITY OF SAN MARCOS**

Hon. Corky Smith, Mayor  
(A) Hon. Lee Thibadeau, Councilmember

## **CITY OF SANTEE**

Hon. Hal Ryan, Vice Mayor  
(A) Hon. Randy Voepel, Mayor  
(A) Hon Jack Dale, Councilmember

## **CITY OF SOLANA BEACH**

Hon. Joe Kellejian, Councilmember  
(A) Hon. David Powell, Councilmember

## **CITY OF VISTA**

Hon. Morris Vance, Mayor  
(A) Hon. Judy Ritter, Councilmember  
(A) Hon. Bob Campbell, Councilmember

**Note: (A) indicates Alternate**

### **Technical Advisory Committee (TAC)**

Carlsbad, Ann McClain  
Chula Vista, Michael Meacham, Chair  
Coronado, Dana McPherson  
Del Mar, Lin Wurbs  
El Cajon, Michael James  
Encinitas, Bill Wilson  
Escondido, Kathy Winn, Vice Chair  
Imperial Beach, Calvin Talley  
La Mesa, Carol McLaughlin  
Lemon Grove, Lisa Constande

National City, Rhonda Darling  
Oceanside, Ester Beatty  
Poway, Annette Gonzalez  
San Diego, Kenneth Prue  
San Marcos, Matthew Sunderland  
Santee, Ed Ruiz  
Solana Beach, Luci Romero Serlet  
Unincorporated County, Wayne Williams  
Vista, Peter Struck

### **Citizens Advisory Committee**

Derek Turbide, Chair  
George Pederson, Vice Chair  
Jeff Lindenthal  
Matthew Adams  
James Ambroso  
Richard Anthony  
Andrea Calbow  
Richard Flammer  
Beryl Flom  
Les Hart  
Pam Jackson  
Gregg King  
Mary Matava  
Doug Perkins  
Bud Chase  
Ken Ryan

I Love a Clean San Diego, Inc.  
EDCO Corp.  
Solana Center for Environmental Innovation  
Building Industry Association  
Allied Waste, Inc.  
California Resource Recovery Association  
San Diego School District  
Organic Recycling West, Inc.  
League of Women Voters  
Waste Management, Inc.  
Industrial Environment Association  
Debris Box  
AgriService  
Pacific Gateway Group  
San Diego Landfill Systems  
Coast Waste Management

# COUNTYWIDE SUMMARY PLAN TABLE OF CONTENTS

EXECUTIVE SUMMARY	i
Purpose And Requirements	i
Current Solid Waste Management System	i
System Needs	ii
Recommended Programs	ii
 CHAPTER 1	 <b>1</b>
INTRODUCTION	
 CHAPTER 2	 <b>3</b>
GOALS, POLICIES, AND OBJECTIVES	
Summary	3
Countywide Goals	3
Countywide Policies	4
Countywide Plan Objectives	5
Implementation Schedule	5
 CHAPTER 3	 <b>7</b>
COUNTY PROFILE AND PLAN ADMINISTRATION	
Purpose And Requirements	7
County Profile	7
Governmental Integrated Waste Management Infrastructure	16
Plan Administration	17
 CHAPTER 4	 <b>18</b>
CURRENT SOLID WASTE MANAGEMENT PRACTICES	
Purpose And Requirements	18
Current Solid Waste Management Practices	18
Factors Affecting The Solid Waste System	19
Permitted Solid Waste Facilities	21
Countywide Market Development Programs	23
Recycling Market Development Zones (RMDZs)	23
Beyond The RMDZ Program	26
 CHAPTER 5	 <b>27</b>
SUMMARY OF SOURCE REDUCTION AND RECYCLING ELEMENTS, HAZARDOUS HOUSEHOLD WASTE ELEMENTS, AND NON-DISPOSAL FACILITY ELEMENTS	
Purpose And Requirements	27
Waste Composition	27
Programs Selected In The Source Reduction And Recycling Elements & Household Hazardous Waste Elements	28

Markets For Diverted Materials From Source Reduction & Recycling Element (SRRE)	
And Household Hazardous Waste Element (HHWE) Programs	29
Description Of Selected Household Hazardous Waste Programs	31
Description Of Facilities Identified In The Non-Disposal Facility Elements	33
Material Recovery/Processing/Transfer Facilities	34
Consideration Of Programs For Countywide Coordination	38
Implementation Of A Countywide Program	40
<b>CHAPTER 6</b>	<b>41</b>
<b>COUNTYWIDE OR REGIONAL PROGRAM FINANCING</b>	
Purpose & Requirements	41

# COUNTYWIDE SUMMARY PLAN

## TABLE OF FIGURES

<b>Table 2.1:</b>	5
Jurisdiction Diversion Status in 2000 and Date of Next CIWMB Review	
<b>Table 2.2</b>	7
Average Monthly Temperature – San Diego County	
<b>Figure 3.1</b>	9
Incorporated and Unincorporated County Areas	
<b>Figure 3.2</b>	9
Existing Freeway and Major Highway Systems	
<b>Figure 3.3</b>	10
Existing Railroads of the Region	
<b>Table 3.1</b>	11
Population Trends by Subregional Area and Major Statistical Area in the San Diego Region	
<b>Figure 3.4</b>	13
Map of Major Statistical Areas and Subregional Areas	
<b>Table 3.2</b>	14
Housing and Social Characteristics	
<b>Table 3.3</b>	15
Employment by Industry, 1990, 1995, 2000 San Diego Region	
<b>Table 3.4</b>	15
Civilian Employment by Major Statistical Area, 1990, 1995, 2000	
<b>Table 4.1</b>	18
Refuse Collection by Service Area	
<b>Table 4.2</b>	20
Quantity of Solid Waste Disposed	
<b>Table 4.3</b>	20
Material Handling and Transport	
<b>Table 4.4</b>	21
Destination of Solid Waste Collected – 2001	
<b>Table 4.5</b>	21
Disposal Facility Permit Summary	
<b>Figure 4.1</b>	22
Landfill Locations in San Diego County	
<b>Table 4.6</b>	24
RMDZ Summary	
<b>Figure 4.3</b>	25
South San Diego Recycling Market Development Zone	
<b>Figure 4.4</b>	25
North San Diego County Recycling Market Development Zone	
<b>Figure 5.1</b>	28
Composition of Waste Disposed by the City of San Diego at the Miramar Landfill	

<b>Table 5.1</b>	29
Summary of SRRE Programs	
<b>Table 5.2</b>	32
Summary of HHWE Programs	
<b>Table 5.3</b>	36
Summary of Non-Disposal Facilities Used Or Proposed By San Diego County Jurisdictions	
<b>Table 6.1</b>	41
Source of Funding and Revenue Allocation for Existing Countywide/Regional Programs	
<b>Table 6.2</b>	42
Cost and Revenue Sources for the Countywide Disposal Reporting System and Revisions to the Countywide Integrated Waste Management Plan	



# EXECUTIVE SUMMARY

## PURPOSE AND REQUIREMENTS

The Integrated Waste Management Act on 1989 (known as AB 939 or the IWMA) was enacted by the California Legislature to reduce dependence on landfilling of solid waste, and to ensure an effective and coordinated approach to safe management of all solid waste generated within the state. The IWMA established a hierarchy of preferred waste management practices: (1) Source Reduction (Waste Prevention), to reduce the amount of waste generated at its source; (2) Recycling (or Reuse) and Composting; (3) Transformation; and (4) Disposal by Landfilling. The IWMA required disposal of waste by the local jurisdictions to be cut by 25 percent by 1995 and by 50 percent by 2000. Waste disposal levels from the year 1990 were used as the base, adjusted for population and economic conditions, although jurisdictions may request a different base year.

Preparation of a Countywide Integrated Waste Management Plan (CIWMP) is one of the requirements of the IWMA. The CIWMP consists of four elements and this Countywide Summary Plan.

Each jurisdiction (cities and the county) prepared: a Source Reduction and Recycling Element (SRRE), which analyzes the local waste stream to determine where to focus diversion efforts, and provides a framework of programs to meet waste reduction mandates; a Household Hazardous Waste Element (HHWE), which provides a framework for reducing, recycling, and safe disposal practices for excess or discarded toxic household products, and a Non-Disposal Facility Element (NDFE), which lists existing and planned transfer stations, material recovery facilities and composting facilities available to jurisdictions. The Summary Plan must be approved by the County Board of Supervisors, and by a majority of the cities within the county, which contain a majority of the population in the incorporated areas.

The fourth required element is the Countywide Siting Element, which must demonstrate at least 15 years remaining disposal capacity. A combination of strategies is described in the Siting Element, including existing, proposed and tentative landfills or expansions, increased diversion efforts, and out-of-county transport of solid waste, to serve all the jurisdictions within the county. The Siting Element is a single, multi-jurisdictional document prepared by county staff in collaboration with the Local Task Force, and approved by the County Board of Supervisors, and by a majority of the cities within the county, which contain a majority of the population in the incorporated areas.

The Countywide Summary Plan contains goals and policies as well as a summary of integrated waste management issues in San Diego County. It summarizes waste management programs that local jurisdictions are using to meet the 50 percent waste reduction mandate. It also suggests steps needed to cooperatively implement and administer specific programs regionally or countywide. The Summary Plan is to be reviewed for updating every five years along with any of the elements of the CIWMP. The first Summary Plan was submitted to the CIWMB in 1996. This is the first five-year amendment to the Summary Plan.

## CURRENT SOLID WASTE MANAGEMENT SYSTEM

Each jurisdiction in the region is responsible for its own integrated solid waste management planning, implementation, monitoring, public information, budgeting, and enforcement. In some cases, these responsibilities may be delegated to a franchised hauler. All of the cities and the county have franchised collection systems.

Each city, and the County for the unincorporated area, is also responsible for its own household hazardous waste planning, implementation, monitoring, public information, budgeting and enforcement. The county, through the Department of Environmental Health (DEH), is the Local Enforcement Agency

(LEA) for all facilities within this region and outside of the City of San Diego that require a state Solid Waste Facility Permit. The City of San Diego is the LEA for facilities within that city. The LEAs, with concurrence of the California Integrated Waste Management Board (CIWMB), issue operating permits to facilities including landfills, transfer stations, material recovery and composting facilities. The County, through DEH, is also the Certified Unified Program Agency (CUPA) for all permanent and temporary household hazardous waste facilities and events that require a state permit in all jurisdictions in San Diego County.

The San Diego Association of Governments (SANDAG) is the region's Integrated Waste Management Local Task Force (LTF). In that capacity, SANDAG is responsible for advising and assisting the region's cities and the County of San Diego in complying with the IWMA.

The LTF has two advisory committees, the Citizens Advisory Committee (CAC) comprised of public interest groups and industry representatives, and the Technical Advisory Committee (TAC), comprised of the County Chief Administrative Officer (or designees) and city managers (or designees) from each jurisdiction. The advisory committees' purpose is to advise SANDAG on the Siting Element, other Countywide Integrated Waste Management Plan (CIWMP) components, and other integrated waste management issues. The CIWMP countywide elements were prepared with coordination and input from the TAC and CAC.

## **SYSTEM NEEDS**

The countywide system of landfills includes four privately owned landfills, one City of San Diego landfill, and two landfills operated by the United States Marine Corps for its exclusive use. In 1990, approximately 19.5 percent of the over 12,000 tons of solid waste generated per day in the county was diverted from disposal. By 1997, eight of the 19 jurisdictions in the county had exceeded 50 percent diversion. By 2000, still only eight had reached 50 percent (not the same jurisdictions as in 1997). Diversion rates for each jurisdiction have fluctuated since 1995, while disposal tonnages generally increased. Implementation of the SRRE diversion programs has been a major factor in moderating the increase in disposal tonnage. In 2001, the countywide diversion rate was approximately 46 percent (projected) of the 18,900 tons of solid waste generated per day in the region.

Some San Diego County jurisdictions initially anticipated reaching the 50 percent diversion goal through a combination of curbside recycling, independent city diversion efforts, and use of large-scale mixed waste processing facilities. A focus on single-stream processing of residential recyclables was implemented over the past few years. Jurisdictions in the region are now developing methods to expand waste prevention, reuse, composting, and recycling, particularly for commercial construction and demolition wastes.

Additionally, in accordance with the regional Household Hazardous Waste Elements, six permanent collection centers for household hazardous waste were established.

## **RECOMMENDED PROGRAMS**

Implementation of programs planned in jurisdictions' SRREs, as updated in annual reports, are designed to improve the diversion rate and provide the required 50 percent diversion rate by 2004. Jurisdiction representatives are working together to plan a program to divert construction and demolition materials, which may be adopted by county jurisdictions. A successful program to divert more of these heavy, bulky, and large-volume materials would greatly serve the region. The degree of diversion obtainable depends on several factors, including the siting of processing facilities and increasing market demand.

A cooperative effort among all jurisdictions of the county to generate local markets for recycled materials is important to sustain and support the recovery of recyclables from the waste stream. The establishment of two Recycling Market Development Zones, encompassing more than 50 percent of the county jurisdictions, provides an important forum for region-wide development of local markets for recycled and

recyclable materials. More programs to promote and assist industry to use recycled-content construction materials would help make this aspect of diversion sustainable.

The Summary Plan must also contain an evaluation of programs identified in jurisdictions' SRREs for those that might be more economically administered on a countywide or regional basis. Cooperatively administered diversion programs generally increase efficiency and effectiveness in jurisdictions' programs.

New technologies are continually under development to provide ways to recover, reuse, and recycle municipal solid materials. Public education and changes in lifestyle are also needed for consumers to buy products with minimal packaging, which can be reused, and that are made from recycled materials.

Jurisdiction staffs are encouraged to work with all federal agencies and Native American tribes in the county to abide by and promote the solid waste reduction practices included in the CIWMP.

(Blank Page)

# CHAPTER 1

## INTRODUCTION

Integrated Waste Management is a process that includes effecting an overall reduction in the generation of waste and treating discarded materials as a resource, rather than as a substance of no value. In 1989 over two tons of solid waste per capita were disposed in the State of California; more than any other state and nearly twice the rate of many industrialized countries. The state's annual disposal of approximately 40 million tons of solid waste was rapidly consuming available landfill space, when Assembly Bill (AB) 939 was enacted by the State Legislature as the Integrated Waste Management Act of 1989.

The Integrated Waste Management Act (AB 939 or IWMA) set forth policies and mandated requirements for state and local governments. Among them is a hierarchy of preferred waste and materials management practices. The highest priority is to reduce the amount of waste generated at its source (source reduction). The next tier of priorities are: reuse, extending the life of existing products; recycling of materials as feed stock for the manufacture of new products; and composting of organic materials. Source reduction, reuse, recycling and composting are jointly referred to as waste diversion methods, because they divert materials from landfill disposal. The next priority in the hierarchy is disposal by transformation and then landfilling. Jurisdictions were required by the IWMA to reduce the amount of waste disposed by 50 percent by 2000, using 1990 as the base year or a later year if authorized by California Integrated Waste Management Board.

The intent of the IWMA is to reduce, reuse and recycle as much of the state's solid waste as feasible; to improve regulatory oversight and permitting of solid waste management facilities; and to outline the responsibilities of local government regarding waste and materials management practices and programs.

The preparation of the Countywide Integrated Waste Management Plan (CIWMP) is one requirement of the IWMA. The CIWMP consists of a Countywide Siting Element, a Countywide Summary Plan, and three elements from each jurisdiction: (1) a Source Reduction and Recycling Element (SRRE), which analyzes the local waste stream to determine where to focus diversion efforts, and presents diversion programs and funding; (2) a Household Hazardous Waste Element (HHWE), which includes programs to encourage safe management of household toxics waste and provides a framework for recycling, treatment, and proper disposal. The HHWE also addresses funding. Finally (3), each jurisdiction was required to prepare a Non-Disposal Facility Element (NDFE), which lists existing and planned facilities.

The County is required to prepare a Countywide Siting Element that demonstrates a remaining landfill disposal capacity of at least 15 years to serve all the jurisdictions in the County. If there is not adequate capacity, a discussion of alternative strategies, such as exporting waste and increasing diversion, must be included.

The County must also prepare a Countywide Summary Plan, which contains countywide integrated waste management goals and policies, profiles the county, and summarizes solid waste and diversion issues faced by county jurisdictions. The Summary Plan also lists waste management programs planned and implemented by the county jurisdictions to meet and maintain the 50 percent waste reduction mandate. The Summary Plan must be reviewed for needed updates every five years, along with any other affected elements of the CIWMP. While the SRRE, HHWE, NDFE and Siting Element were all assessed for CEQA compliance, the Summary Plan is exempt from CEQA.

(Blank Page)

# CHAPTER 2

## GOALS, POLICIES, AND OBJECTIVES

### SUMMARY

This chapter of the Countywide Integrated Waste Management Plan describes the goals, policies, and objectives of the county for coordinating efforts to divert, market, and dispose of solid waste during the planning period through the year 2017.

### COUNTYWIDE GOALS

To ensure an effective and economical integrated waste management system throughout the county, all of the cities and the County of San Diego agree on the following goals:

To ensure the sustainability of our communities for present and future generations, to conserve natural resources and landfill capacity, and to meet state mandated diversion requirements, the Cities and the County shall implement and continually reassess and improve an integrated waste management system that gives highest priority to the prevention of waste, and to reuse, recycle and compost discarded products, with preference for uses for recovered material that best conserve its environmental and economic value. Those materials, which cannot be feasibly or economically reused, recycled, or composted shall be disposed in a landfill.

The implementation of Integrated Waste Management shall be a coordinated effort of the Cities and the County as required by statute. Whenever feasible, new source reduction, recycling, and composting programs should be coordinated or implemented on a multi-jurisdictional basis, to the greatest extent possible, to ensure the least cost to ratepayers and the most effective programs. Unnecessary duplication of programs, efforts and administration should be avoided. Private industry should be considered when equal services can be provided at less cost to ratepayers.

The Cities and the County shall strive to strengthen markets for reusable, recyclable, and compostable materials by instituting policies and programs to "buy recycled" content products. In order to maintain effective diversion programs, all jurisdictions shall develop their own market development programs by adopting "buy recycled" policies, and shall support the efforts of those jurisdictions included in both Recycling Market Development Zones in the county. Industry and businesses shall be encouraged to reduce waste and recycle more, and the jurisdictions should educate businesses about the financial advantages of recycling.

All residents of the region shall have convenient access to a program that safely and effectively handles and disposes household hazardous wastes. To the greatest extent possible, the Cities and the County shall facilitate a decrease in the production, consumption, use, and disposal of hazardous household products. The goal shall be to reuse or recycle as much of the materials as possible, and to dispose of the remainder in an environmentally safe manner to assure the most effective programs at the least cost to rate-payers and taxpayers.

To ensure long-term availability of landfill capacity, and to comply with the goal of reducing our impact on the natural environment, the Cities and the County will, at each revision of

this plan, evaluate current diversion programs for effectiveness and consider new programs or program enhancements with the goal of meeting or exceeding diversion requirements.

All federal agencies and Native American tribes in the county are encouraged to abide by and promote the solid waste reduction practices included in the CIWMP.

## **COUNTYWIDE POLICIES**

The following countywide policies for reducing waste and implementing the programs identified in the individual jurisdiction SRREs and HHWEs are intended to reduce costs, streamline administration of programs, and encourage a coordinated and planned approach to integrated waste management.

Similar programs selected by neighboring jurisdictions should be combined when and if this will result in the achievement of economies of scale in capitalizing and operating programs, as long as consolidation does not conflict with individual interests of the jurisdictions.

The Cities and the County will work together to ensure that new diversion and disposal facilities are appropriately sized, designed, and sited, to avoid duplication of effort, unnecessary expenditures of funds, and environmental degradation, and ensure that the specific integrated waste management needs of each jurisdiction are met.

To avoid duplication of effort, all of the jurisdictions in the county will continue to participate in the San Diego County Integrated Waste Management Local Task Force (LTF). The LTF will coordinate mandated planning, oversee implementation of new or countywide integrated waste management programs, and carry out an active legislative program. Regulatory reform, changes to state diversion requirements, and reduction of the costs of compliance will be considered by the LTF. Other solid waste issues of regional or countywide concerns, as they arise, will also be addressed.

- Jurisdictions in the county should maintain policies of purchasing products with a post-consumer (recycled) material content and encourage contractors in their jurisdictions to use recycled material.
- Jurisdictions should maintain recycling policies/ordinances to divert recyclable materials from solid waste disposal facilities.
- Jurisdictions will continue educational programs, either directly or through private sector efforts, for the general public, schools and businesses, with emphasis on waste prevention, reuse, recycling, and composting.
- Encourage jurisdictions to consider implementing a variable rate pricing structure for the collection of municipal solid waste, giving incentives to recycling.
- Encourage jurisdictions to continue their efforts to ban landfill disposal of targeted recyclable materials.
- Encourage jurisdictions to increase composting of organic materials
- Jurisdictions will maintain policies to promote consistent and proper disposal of Household Hazardous Wastes.
- Jurisdictions will provide space allocation plans and access for recycling bins in residences and commercial establishments, as required by law.



## COUNTYWIDE PLAN OBJECTIVES

The overall objectives of this plan are as follows:

The Cities and the County will implement an Integrated Waste Management system designed to divert a majority of the waste stream from landfill disposal.

The Cities and the County will optimize the current disposal capacity by continuing to implement an integrated waste management system, following each jurisdiction's SRRE and HHWE, meeting state diversion requirements as soon as possible.

Follow the IWMA waste reduction hierarchy of source reduction, reuse, recycling, composting and transformation, providing efficient, economic and environmentally sound disposal for residual waste.

Ensure efficient, economic, and environmentally sound management of existing and proposed solid waste management facilities that meet local, state and federal environmental standards.  
Maintain and update the Countywide Integrated Waste Management Plan in accordance with the requirements of the IWMA.

The region recognizes that diversion of organic materials, paper, and construction and demolition materials is essential for decreasing the region's dependence on landfilling. It is recommended that a more thorough feasibility study be conducted to determine the best long-term strategy. This study should include a combination of cost/benefit analysis and recommendations on the diversion and market development programs necessary to preserve existing landfill capacity.

## IMPLEMENTATION SCHEDULE

Table 2.1 identifies the required diversion status of each jurisdiction and the years in which each jurisdiction must next review the success of their diversion programs with the CIWMB.

**Table 2.1:**  
**Jurisdiction Diversion Status in 2000 and Date of Next CIWMB Review**

	2000 Diversion Milestone	Date of Next CIWMB Review
<b>At or above 50%</b>		
City of Carlsbad	Met 50% requirement	
City of Coronado	Met 50% requirement	
City of Del Mar	Met 50% requirement	
City of El Cajon	Met 50% requirement	
City of Encinitas*	Met 50% requirement	
City of Imperial Beach*	Met 50% requirement	
City of National City	Met 50% requirement	
City of Poway	Met 50% requirement	
<b>Not yet at 50%</b>		
City of Chula Vista	Base Year Study & 1066 Time Extension Review	2003
City of Escondido	Good Faith Effort review at Biennial Review	2004
City of La Mesa	Good Faith Effort review at Biennial Review	2004
City of Lemon Grove	1066 Time Extension review	2003
City of Oceanside	1066 Time Extension review; may do Base Year Study	2004
City of San Diego	1066 Time Extension review	2004
City of San Marcos	Good Faith Effort review at Biennial Review	2004
City of Santee	Alternative Diversion Rate review at Biennial Review	2004

	<b>2000 Diversion Milestone</b>	<b>Date of Next CIWMB Review</b>
City of Solana Beach	Good Faith Effort review at Biennial Review	2004
Unincorporated County	1066 Time Extension review	2004
City of Vista	Good Faith Effort review at Biennial Review	2004

\*Encinitas and Imperial Beach dropped below 50 percent for 2001, according to each city's annual report, not yet approved by the California Integrated Waste Management Board.

TAC and CAC will continue to schedule regular meetings and periodic joint meetings and workshops to consider implementation of the Summary Plan goals and objectives.

# CHAPTER 3

## COUNTY PROFILE AND PLAN ADMINISTRATION

### PURPOSE AND REQUIREMENTS

Chapter 3 of the Summary Plan provides a general description of the geography and demography of the county; a description of how Integrated Waste Management is administered in the county; and also identifies those entities responsible for administering and implementing the Countywide Integrated Waste Management Plan. This chapter is required by CCR Section 18757.

### COUNTY PROFILE

#### LOCATION

San Diego County is the southwestern most county in California. It is bordered on the south by Mexico's State of Baja California, on the north and east by the Counties of Orange, Riverside and Imperial, and on the west by the Pacific Ocean.

#### TOPOGRAPHY

San Diego County, the fourth largest county in the United States, is rectangular in shape and measured at its center runs 67 miles from east to west and 58 miles north to south. The county covers 4,255 square miles, approximately the size of the State of Connecticut (5,009 square miles). Elevation in the county ranges from sea level along the coast to 6,500 feet at Coyote Peak in the Cuyamaca Mountains.

Near the ocean are beaches and a coastal bench of varying widths, where most of the people live. The land gradually climbs from the coast to the eastern mountains. East of the mountains, is the Mojave (Sonoran) Desert. Numerous deep canyons running to the sea provide returns for the county's reservoirs.

#### CLIMATE

The National Weather Bureau reports that it is sunny in San Diego County seventy percent of the time. There are several microclimates in the county, related to the distance from the ocean. The ocean keeps the weather moderate on the coast, while inland the summers are warmer and winters colder. There is occasional snow in the mountainous areas of the East County during the winter months, while the warm deserts often have summer temperatures exceeding 100 degrees. The average monthly temperature for the county ranges from 55.4° F. to 63.2° F., with January the coldest and September the hottest and driest. The variety of environments present is largely the effect of the Peninsular Ranges. Palomar, Volcan, Cuyamaca, and Laguna Mountains straddle the center of the county in a northwest to southeast direction. They divide the county into a number of natural climatic zones. In spite of the variation in the climate, the county generally has mild winters, warm summers and little rainfall. Rainfall along the coast, over a ten year period, averages 10 inches annually. The higher mountains receive more and the desert receives less than 10 inches per year.

**Table 2.2**  
**Average Monthly Temperature – San Diego County**

Month	Mean
January	55.4 F
March	59.1
June	65.8
September	69.9
Annual	63.2

## POLITICAL UNITS

San Diego County has eighteen (18) incorporated cities and the unincorporated county. The cities are governed by Council-Manager forms of government. The County of San Diego is governed by a board of five elected Supervisors and a Chief Administrative Officer appointed by the Board of Supervisors. The eighteen incorporated cities comprise less than 15 percent of the county land area. Much of the remaining 85 percent is administered by agencies other than the county government. For example, the Cleveland National Forest covers approximately 10 percent of the county and the Anza-Borrego Desert State Park extends over 18 percent of the county. The Department of Defense, the Bureau of Land Management and Indian reservations each consist of from 4 to 7 percent of the county's area. The diversity of governing agencies increases the complexity of integrated planning for the unincorporated areas of the county (see Figure 3.1).

## TRANSPORTATION

The coastal-metropolitan region of San Diego County is a major destination for business and vacation travelers. Three interstate freeways converge on the area. The major ports of entry into Mexico from San Diego County are at Tecate, Otay Mesa, and Tijuana. San Diego seaports are home-ports and ports-of-call to numerous Navy and commercial ships.

The chief automobile and truck routes are Interstate Freeways 5, 8, 15, 805 and Highways 52, 67, 76, 78, 94, 125 and 163. In addition there are numerous other state highways, county roads and other secondary arterials, which cross the county. See Figure 3.2.

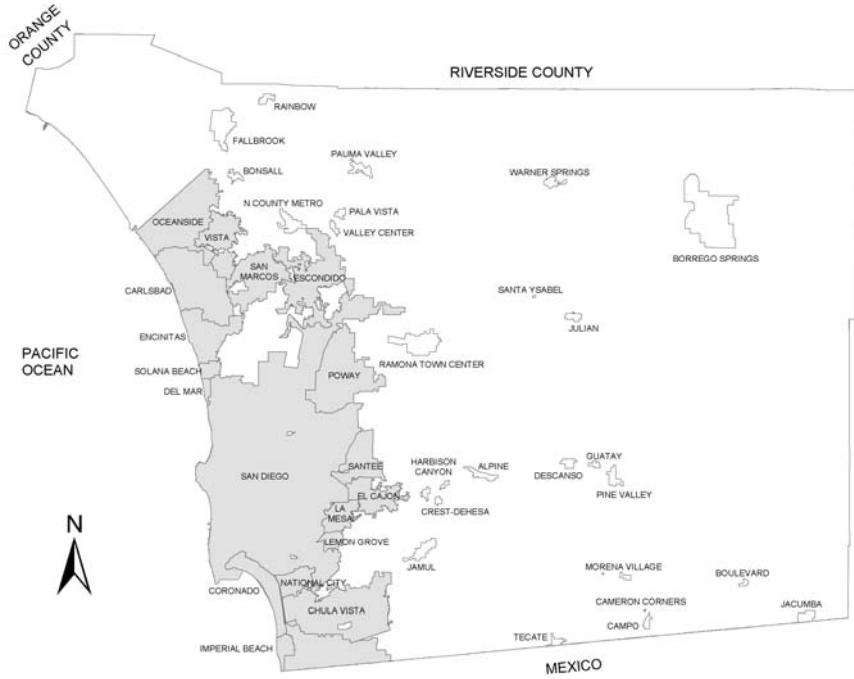
The Burlington Northern Santa Fe (BNSF) and San Diego and Imperial Valley (SDIV) railroads transport freight in the San Diego region. BNSF maintains a freight easement over the 62 miles of coastal mainline and the 20-mile branch between Oceanside and Escondido. The Port of San Diego is the main generator of freight for BNSF in the I-5 corridor south of the Los Angeles area. In the southeast, the San Diego and Arizona Eastern Railroad owns a rail line that runs between San Diego and Imperial Valley.

Passenger rail service along the Pacific Coast in the County of San Diego is provided by the Atchison-Topeka and Santa Fe Rail Lines Amtrak passenger rail service, known as the Coaster, links cities along the coast from Oceanside to San Diego and also connects with the Orange County Metro Service. A metropolitan light rail system, known as the San Diego Trolley and operated by the Metropolitan Transit System, links cities in the central, southern and eastern metropolitan areas. See Figure 3.3.

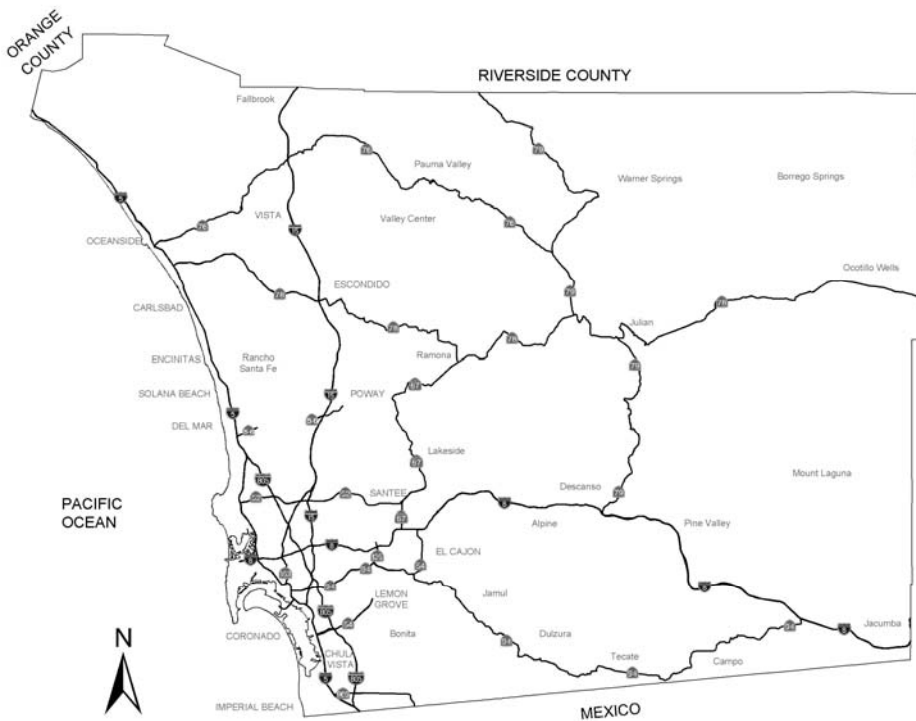
Airport service is provided by two major public airports, Lindbergh Field in downtown San Diego and Tijuana International Airport in Tijuana. A system of smaller airports around the County of San Diego includes Palomar Airport, which handles some commercial carriers.

In addition to planning for faster local traffic flows, regional transportation planning includes land use and transportation considerations across San Diego regional borders, which includes the Counties of Orange, Riverside and Imperial, and Baja California, Mexico. The goals are faster traffic flows between San Diego and other counties, and accommodations to increased trade with Mexico through major projects to improve border crossings, expand freight rail service and coordinate commercial vehicle crossings.

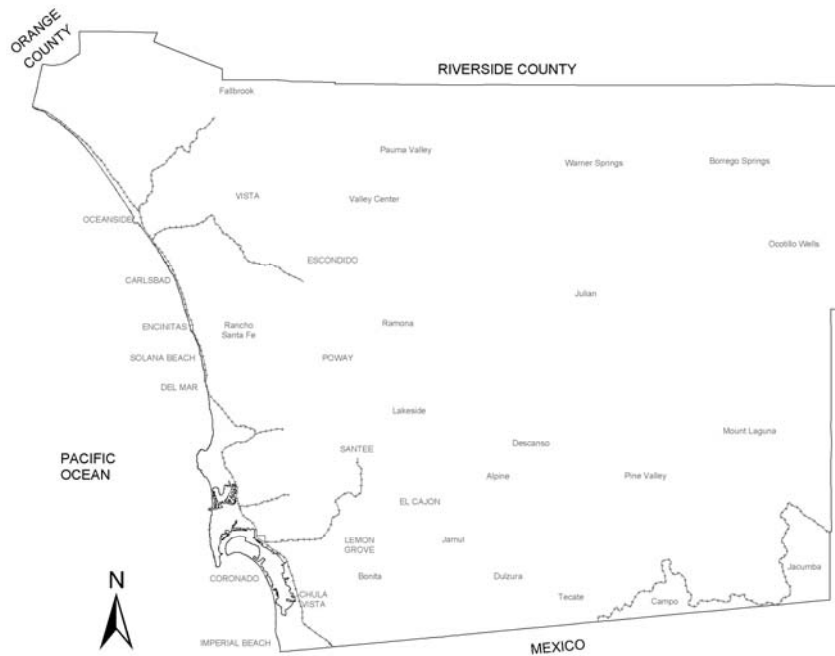
**Figure 3.1  
Incorporated and Unincorporated County Areas**



**Figure 3.2  
Existing Freeway and Major Highway System**



**Figure 3.3  
Existing Railroads of the Region**



The San Diego International Airport located in the City of San Diego provides the major facility for air transport services. Several Navy and commercial port facilities operate within the San Diego Bay. The San Diego Port Authority and the Navy manage these facilities. Palomar Airport and Montgomery Field are two additional commercial airports in the region.

**DEMOGRAPHIC, HOUSING, AND SOCIAL CHARACTERISTICS**

San Diego County's population continued to grow in the 1990s although a dramatic decline in the birthrate in that decade combined with the economic downturn of the last three years has decreased the rate of growth. The increase in population was primarily due to influx from other states for the favorable climate and job market. In 2002, the estimated population of San Diego County was 2,935,100. Projections are that the region will continue to grow, adding approximately 1 million people by 2030. In 2002, the population owned and occupied 986,846 housing units, of which 574,496 (58%) were single-family residences. The remainder consisted of multiple family and mobile units.

Table 3.1 demonstrates the population growth trends through the decade of the 1990s to 2002 by sub-regions of the County. The 2000 Population and Housing Profile from the 2000 Census data developed by the San Diego Associations of Governments (SANDAG) shows housing and social characteristics of the population. See Table 3.2.

**EMPLOYMENT AND MAJOR INDUSTRIES**

Through the economic recession and expansion between 1990 and 2000, employment in the San Diego region on balance grew by 16.1 percent. Employment trends in the county indicate a continued transition from defense and transportation manufacturing industries to export and service industries. The 2000 employment statistics indicate that the largest number of jobs now exist in Services (400,600), Retail

Trade (215,500), Government (206,800), Military and Self Employed/Domestic Workers (179,473), and Manufacturing (129,700). See Tables 3.3 and 3.4. Unemployment was at 5.8% in 2000.

The area's economic restructuring is indicated by employment changes in "driver" industry clusters. Of the 16 industry clusters identified by SANDAG, the fastest growth in employment between 1990 and 1998 occurred in: Business Services (now the largest employment cluster), Biotechnology and Pharmaceuticals, Communications, Software and Computer Services, and Recreational Goods Manufacturing. Also showing growth in that time period were: Visitor Industry Services, Medical Services, Computer and Electronic Manufacturing, Entertainment and Amusement, and Environmental Technology. Holding steady in the period were: Financial Services, Horticulture, and Fruits and Vegetables. Defense and Transportation Manufacturing and Biomedical Products showed large and small decreases, respectively.

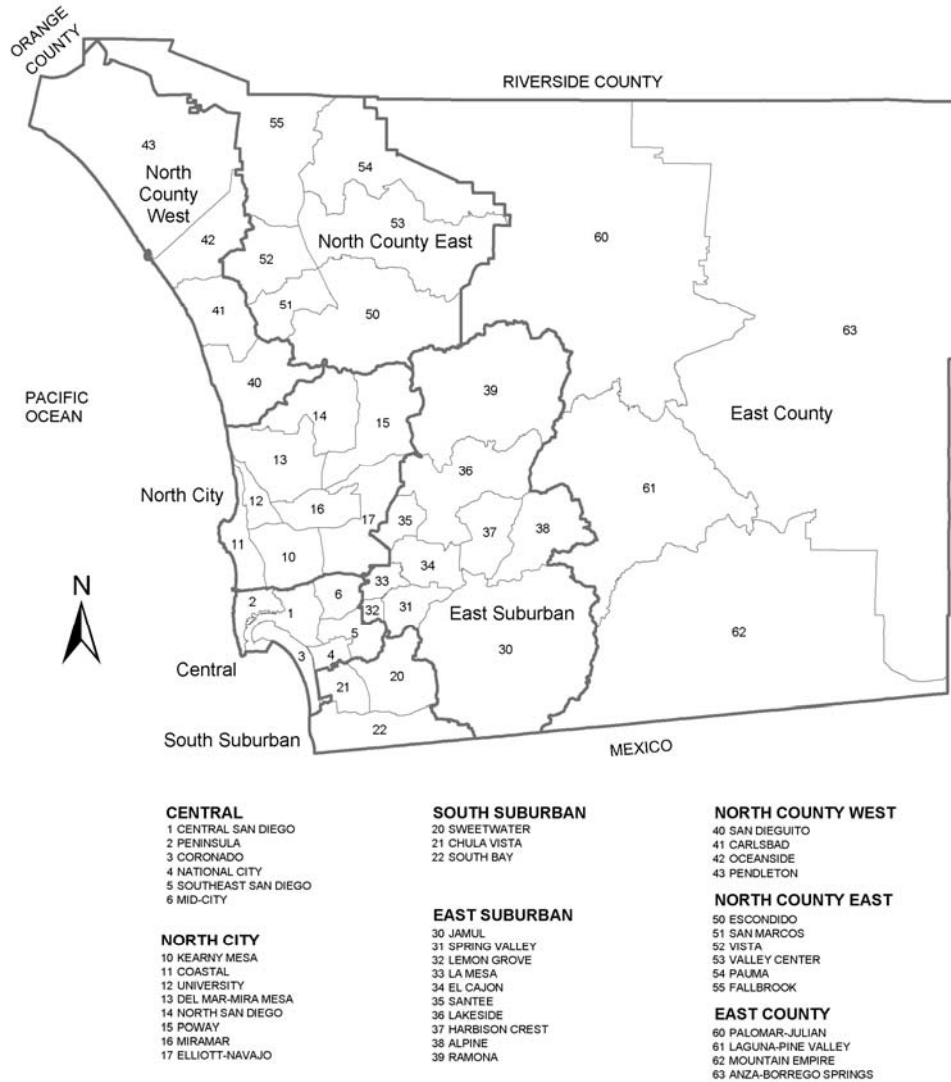
**Table 3.1**  
**Population Trends by Subregional Area and Major Statistical Area in the San Diego Region**

SRA/MSA	1990 Census	April 1, 2000 Census	Jan 1, 2003	1990 - 2000			2000 - 2003		
				Numeric Change	% Change	Average Annual Change	Numeric Change	% Change	Average Annual Change
1 Central	154,354	155,827	158,357	1,473	1.0%	0.1%	2,530	1.6%	0.6%
2 Peninsula	64,891	61,098	62,255	-3,793	-5.8%	-0.6%	1,157	1.9%	0.7%
3 Coronado	26,540	24,100	26,353	-2,440	-9.2%	-0.9%	2,253	9.3%	3.4%
4 National City	54,078	53,859	59,360	-219	-0.4%	-.04%	5,501	10.2%	3.7%
5 S.E. San Diego	147,489	156,124	158,655	8,635	5.9%	0.6%	2,531	1.6%	0.6%
6 Mid City	148,368	168,125	171,193	19,757	13.3%	1.3%	3,068	1.8%	0.7%
0 Central MSA	595,720	619,133	636,173	23,413	3.9%	0.4%	17,040	2.8%	1.0%
10 Kearny Mesa	137,165	144,005	149,048	6,840	5.0%	0.5%	5,043	3.5%	1.3%
11 Coastal	74,167	75,426	77,201	1,259	1.7%	0.2%	1,775	2.4%	0.9%
12 University	42,725	49,706	52,848	6,981	16.3%	1.6%	3,142	6.3%	2.3%
13 Del Mar/ Mira Mesa	97,157	132,826	148,746	35,669	36.7%	3.6%	15,920	12%	4.4%
14 North San Diego	67,763	83,109	87,611	15,346	22.6%	2.2%	4,502	5.4%	2.0%
15 Poway	60,732	81,125	87,185	20,393	33.6%	3.3%	6,060	7.5%	2.7%
16 Miramar	3,089	6,473	6,571	3,384	109.6%	10.7%	98	1.5%	0.6%
17 Elliott-Navajo	87,194	86,207	88,731	-987	-1.1%	-0.1%	2,524	2.9%	1.1%
1 North City MSA	569,992	658,877	697,941	88,885	15.6%	1.5%	39,064	5.9%	2.2%
20 Sweetwater	45,558	74,542	99,712	28,984	63.6%	6.2%	25,170	33.8%	12.3%
21 Chula Vista	99,671	108,907	109,789	9,236	9.3%	0.9%	882	0.8%	0.3%
22 South Bay	116,465	124,020	131,239	7,555	6.5%	0.6%	7,219	5.8%	2.1%
2 S.Suburban MSA	261,694	307,469	340,740	45,775	17.5%	1.7%	33,271	10.8%	3.9%
30 Jamul	9,398	12,258	13,269	2,860	30.4%	3.0%	1,011	8.2%	3.0%
31 Spring Valley	72,720	78,082	80,250	5,362	7.4%	0.7%	2,168	2.8%	1.0%
32 Lemon Grove	28,148	29,298	29,799	1,150	4.1%	0.4%	501	1.7%	0.6%
33 La Mesa	54,999	56,667	57,639	1,668	3.0%	0.3%	972	1.7%	0.6%
34 El Cajon	111,180	119,103	121,383	7,923	7.1%	0.7%	2,280	1.9%	0.7%
35 Santee	51,477	51,470	52,151	-7	-.01%	-.001%	681	1.3%	0.5%
36 Lakeside	49,654	54,394	55,342	4,740	9.5%	0.9%	948	1.7%	0.6%
37 Harbison-Crest	13,229	14,631	14,981	1,402	10.6%	1.0%	350	2.4%	0.9%
38 Alpine	10,556	14,187	14,574	3,631	34.4%	3.4%	387	2.7%	1.0%
39 Ramona	27,930	32,573	34,239	4,643	16.6%	1.6%	1,666	5.1%	1.9%
3 E.Suburban MSA	429,291	462,663	473,627	33,372	7.8%	0.8%	10,964	2.4%	0.9%
40 San Dieguito	77,935	83,802	88,392	5,867	7.5%	0.7%	4,590	5.5%	2.0%

SRA/MSA	1990 Census	April 1, 2000 Census	Jan 1, 2003	1990 - 2000			2000 - 2003		
				Numeric Change	% Change	Average Annual Change	Numeric Change	% Change	Average Annual Change
41 Carlsbad	75,598	92,664	104,852	17,066	22.6%	2.2%	12,188	13.2%	4.8%
42 Oceanside	120,702	151,545	160,032	30,843	25.6%	2.5%	8,487	5.6%	2.0%
43 Pendleton	35,682	36,146	37,659	464	1.3%	0.1%	1,513	4.2%	1.5%
4 N.County W. MSA	309,917	364,157	390,935	54,240	17.5%	1.7%	26,778	7.4%	2.7%
50 Escondido	123,958	146,288	151,512	22,330	18%	1.8%	5,224	3.6%	1.3%
51 San Marcos	50,441	68,420	76,741	17,979	35.6%	3.5%	8,321	12.2%	4.4%
52 Vista	80,371	95,714	99,030	15,343	19.1%	1.9%	3,316	3.5%	1.3%
53 Valley Center	16,115	18,959	20,080	2,844	17.6%	1.7%	1,121	5.9%	2.2%
54 Pauma	4,535	7,097	7,292	2,562	56.5%	5.5%	195	2.7%	1.0%
55 Fallbrook	37,334	43,952	46,022	6,618	17.7%	1.7%	2,070	4.7%	1.7%
5 N.County E. MSA	312,754	380,430	400,677	67,676	21.6%	2.1%	20,247	5.3%	1.9%
60 Palomar-Julian	5,354	6,193	6,360	839	15.7%	1.5%	167	2.7%	1.0%
61 Laguna-Pine Valley	4,915	5,223	5,314	308	6.3%	0.6%	91	1.7%	0.6%
62 Mountain Empire	5,390	6,485	6,548	1,095	20.3%	2.0%	63	1%	0.4%
63 Anza-Borrego	2,989	3,203	3,264	214	7.2%	0.7%	61	1.9%	0.7%
64 E. County MSA	18,648	21,104	21,486	2,456	13.2%	1.3%	382	1.8%	0.7%
REGION	4,996,032	5,627,666	5,923,158	631,634	16.7%	1.6%	295,492	5.1%	1.8%



**Figure 3.4  
Map of Major Statistical Areas and Subregional Areas**



**Table 3.2**  
**Housing and Social Characteristics**  
 2000 Census JURISDICTION PROFILE  
 (Numbers in parentheses indicate ranking)

Jurisdiction	2000 Population	Median Age	Median Household Income	% of Persons Below Poverty	Persons Per Household	% Owner-Occupied Units	Median Housing Value	% Households Speaking Non-English At Home
Carlsbad	78,247 (8)	38.9 (3)	\$65,854 (5)	6.2 (16)	2.46 (15)	67 (4)	\$326,975 (5)	16.8 (15)
Chula Vista	173,556 (3)	33.0 (12)	\$44,834 (12)	10.9 (10)	2.99 (6)	57 (9)	\$192,849 (12)	52.6 (2)
Coronado	24,100 (17)	34.1 (10)	\$67,335 (4)	5.0 (17)	2.27 (17)	52 (14)	\$712,352 (2)	15.6 (16)
Del Mar	4,389 (19)	43.6 (1)	\$81,941 (1)	8.8 (13)	2.46 (15)	67 (4)	\$326,975 (5)	16.8 (15)
El Cajon	94,869 (6)	32.0 (15)	\$35,530 (18)	16.8 (3)	2.99 (6)	57 (9)	\$192,849 (12)	52.6 (2)
Encinitas	58,014 (9)	37.8 (4)	\$64,821 (6)	7.5 (15)	2.27 (17)	52 (14)	\$712,352 (2)	15.6 (16)
Escondido	133,559 (5)	31.3 (16)	\$43,208 (13)	13.6 (7)	2.01 (19)	56 (10)	\$934,363 (1)	13.5 (18)
Imperial Beach	26,992 (15)	28.6 (19)	\$35,950 (17)	18.7 (2)	2.70 (12)	41 (17)	\$187,238 (15)	26.6 (10)
La Mesa	54,749 (11)	37.3 (5)	\$41,804 (15)	9.7 (11)	2.52 (14)	64 (6)	\$353,655 (4)	19.4 (13)
Lemon Grove	24,918 (16)	34.7 (8)	\$39,833 (16)	13.7 (6)	3.01 (5)	53 (13)	\$188,956 (14)	38.0 (4)
National City	54,260 (12)	28.8 (18)	\$29,980 (19)	22.1 (1)	2.84 (9)	30 (19)	\$171,662 (17)	39.3 (3)
Oceanside	161,029 (4)	33.3 (11)	\$46,145 (9)	11.8 (9)	2.22 (18)	47 (16)	\$196,877 (10)	17.2 (14)
Poway	48,044 (14)	36.6 (6)	\$71,716 (3)	4.6 (19)	2.87 (8)	56 (11)	\$165,930 (18)	27.3 (9)
San Diego	1,223,400 (1)	32.6 (13)	\$45,826 (11)	14.7 (4)	3.39 (1)	35 (18)	\$121,533 (19)	70.2 (1)
San Marcos	54,977 (10)	32.2 (14)	\$45,854 (10)	12.6 (8)	2.83 (10)	62 (8)	\$191,127 (13)	32.0 (8)
Santee	52,975 (13)	34.8 (7)	\$54,161 (7)	5.5 (18)	3.08 (2)	78 (1)	\$280,803 (6)	14.8 (17)
Solana Beach	12,979 (18)	41.6 (2)	\$73,524 (2)	7.7 (14)	2.61 (13)	50 (15)	\$230,076 (8)	37.4 (5)
Vista	89,857 (7)	30.3 (17)	\$43,161 (14)	9.1 (12)	3.03 (3)	66 (5)	\$199,929 (9)	36.8 (6)
Unin. County	442,919 (2)	34.7 (9)	\$53,521 (8)	14.3 (5)	2.81 (11)	71 (2)	\$183,006 (16)	11.6 (19)
San Diego Region	2,813,833	33.2	\$47,268	12.6	2.25	63	\$458,916	19.6

Source: SANDAG/Profile Warehouse, July 2003

**Table 3.3  
Employment by Industry, 1990, 1995, 2000 San Diego Region**

Industry	Employment			Numeric Change			Average Annual Rate of Change			Percent of Region Total		
	1990	1995	2000	90-95	95-00	90-00	90-95	95-00	90-00	1990	1995	2000
Agriculture & Mining	11,500	11,100	12,300	-400	1,200	800	-0.7%	2.1%	0.7%	1%	1%	1%
Construction	51,600	43,600	70,400	-8,000	26,800	18,800	-3.3%	10.1%	3.2%	4%	4%	5%
Manufacturing	134,100	114,900	129,700	-19,200	14,800	-4,400	-3.0%	2.5%	-0.3%	11%	10%	9%
Communication, Transport, Utilities	36,000	37,400	50,900	1,400	13,500	14,900	0.8%	6.4%	3.5%	3%	3%	4%
Wholesale Trade	44,100	42,900	52,300	-1,200	9,400	8,200	-0.6%	4.0%	1.7%	4%	4%	4%
Retail Trade	192,600	186,600	215,500	-6,000	28,900	22,900	-0.6%	2.9%	1.1%	16%	16%	16%
Finance, Insurance, Real Estate	63,900	55,800	69,800	-8,100	14,000	5,900	-2.7%	4.6%	0.9%	5%	5%	5%
Services	266,300	310,900	400,600	44,600	89,700	134,300	3.1%	5.2%	4.2%	22%	26%	29%
Government	177,400	186,100	206,800	8,700	20,700	29,400	1.0%	2.1%	1.5%	15%	16%	15%
Other*	218,311	197,537	179,473	-20,774	-18,064	-38,838	-2.0%	-1.9%	-1.9%	18%	17%	13%
Total Employment	1,195,811	1,186,837	1,387,773	-8,974	200,936	191,962	-0.2%	3.2%	1.5%	100%	100%	100%

Percents are rounded.

\* Other Employment includes both Military and Self Employed and Domestic Workers.

Source: 1990, 1995, 2000 Employment Inventories (SANDAG)

**Table 3.4  
Civilian Employment by Major Statistical Area, 1990, 1995, 2000**

MSA	Employment			Numeric Change			Average Annual Rate of Change		
	1990	1995	2000	1990	1995	2000	1990	1995	2000
Central	272,357	256,676	267,056	-15,681	10,380	-5,301	-1.2%	0.8%	-0.2%
North City	375,484	386,570	518,140	11,086	131,570	142,656	0.6%	6.0%	3.3%
S. Suburban	74,552	71,981	86,374	-2,571	14,393	11,822	-0.7%	3.7%	1.5%
E. Suburban	132,296	124,457	144,508	-7,839	20,051	12,212	-1.2%	3.0%	0.9%
N.County W.	109,275	119,415	134,672	10,140	15,257	25,397	1.8%	2.4%	2.1%
N.County E.	114,336	119,669	140,048	5,333	20,379	25,712	0.9%	3.2%	2.0%
East County	6,500	6,179	6,882	-321	703	382	-1.0%	2.2%	0.6%
Region	1,084,800	1,084,947	1,297,680	147	212,733	212,880	<1%	3.6%	1.8%

Percents are rounded.

Source: 1990, 1995, 2000 Employment Inventories (SANDAG)

## **GOVERNMENTAL INTEGRATED WASTE MANAGEMENT INFRASTRUCTURE**

This section describes the administrative structure for integrated waste management in the county as of January 2003. Paragraphs 1 through 10 describe the current regional solid waste infrastructure.

Each city (and the county for the unincorporated area) remains responsible for SRRE planning, implementation, and monitoring, as well as public information and budgeting. In some cases, this responsibility may be delegated to a franchised service provider, or in the case of a program that becomes a countywide or regional program, transferred to the implementing agency.

Local land use authority is reserved to each city, and the county for the unincorporated area, for facilities located within individual jurisdictional boundaries.

To provide advice and assistance for integrated solid waste management planning, the San Diego County Integrated Waste Management Local Task Force (LTF) was established. The LTF is the SANDAG Board of Directors, comprised of elected officials representing each city and the County Board of Supervisors. Two advisory committees serve the Task Force: the Technical Advisory Committee (TAC), comprised of appointees of the city managers and County Chief Administrative Officer, and the Citizen Advisory Committee (CAC), comprised of representatives from civic, educational and environmental organizations, the solid waste industry, and the general public.

The City of San Diego operates its own solid waste management system, which includes a certain amount of solid waste collection, and operation of the Miramar Class III (non-hazardous) sanitary landfill, the Greenery composting facility at the landfill, and the recycling and permanent household hazardous waste collection facilities, also at the landfill.

The Cities of Del Mar, Encinitas, National City, Poway, Solana Beach and Vista have formed the Regional Solid Waste Association (RSWA). Escondido has joined RSWA for Household Hazardous Waste services only.

Allied Waste Industries, Inc. operates solid waste facilities, including four (4) active Class III sanitary landfills at Sycamore Canyon, Otay, Ramona and Borrego, and seven (7) rural bin sites transfer stations. Most of the cities use the regional landfills for their solid waste disposal. Some cities export varying portions of their solid waste to out-of-county disposal facilities. Export amounts fluctuates from year to year.

The County Department of Environmental Health (DEH) was selected by the jurisdictions in the county to serve as the Local Enforcement Agency (LEA) for all facilities within their jurisdictions which require a state Solid Waste Facility Permit, except that the City of San Diego serves as the LEA for all facilities located in that city. These facilities include landfills, transfer stations, material recovery facilities and composting facilities.

Each jurisdiction in the county administers its own Household Hazardous Waste Management Program for residents. The Cities of Chula Vista, Coronado, El Cajon, La Mesa, Oceanside, Poway, San Diego and Vista, and the County of San Diego each host one permanent HHW collection facility.

The California Integrated Waste Management Board (CIWMB) is the state agency for managing solid waste in California. The CIWMB has policy-making and regulatory authority regarding solid waste facilities and integrated waste management planning, and has the final authority on solid waste facility permitting. The CIWMB also provides technical support to the cities, counties and regional agencies in complying with the mandates of the IWM Act.

The California Department of Conservation, Recycling Division, the California Department of Toxic Substances Control and other agencies regulate aspects of facilities and operations handling specific types of solid waste.

The CIWMB designated two Recycling Market Development Zones (RMDZs) in the county, one to serve the cities and county in the North County area, including portions of the City of San Diego, and one to serve the South County, including the county and the Cities of San Diego and Chula Vista.

## **PLAN ADMINISTRATION**

The County Department of Public Works is responsible for the preparation of the Countywide Summary Plan and Siting Element and for processing amendments to these documents. Proposals for new or expanded disposal facilities must either be contained in the Siting Element or processed as an amendment to the Siting Element. Amendments to either the Summary Plan or the Siting Element must be approved by a majority of the cities, containing a majority of the incorporated population, and the County of San Diego.

The jurisdictions are responsible for maintaining their own SRREs, HHWEs, and NDFEs. Proposals for new non-disposal facilities require amendments to the appropriate NDFE. New programs may be added through updates in each jurisdiction's annual report to the CIWMB or as formal amendments to the appropriate elements. The cities and county may approve locations for siting material recovery facilities (MRFs) and transfer stations within their boundaries without approval of adjoining jurisdictions and without the need for region-wide coordination of the placement and joint use of these facilities, though the Local Task Force addresses such coordination when achievable. Amendments to the SRREs, HHWEs, and NDFEs are approved by a resolution from the jurisdiction's governing body.

The CIWMB has overall approval authority for the Countywide Integrated Waste Management Plan with all the elements.

# CHAPTER 4

## CURRENT SOLID WASTE MANAGEMENT PRACTICES

### PURPOSE AND REQUIREMENTS

This chapter includes a description of current integrated waste management practices in the county, including: refuse collection, transfer and disposal practices; solid waste facilities located within the county; diversion programs already in place; and a summary of countywide market development efforts. This chapter is required by CCR Section 18757.5.

### CURRENT SOLID WASTE MANAGEMENT PRACTICES

The system of collection, removal and disposal of solid waste in the jurisdictions of San Diego County has evolved from the direct haul of waste to county or city owned landfills, to a system that integrates waste management alternatives. The current methods include separate collection of refuse and recyclables, and in certain cases removal of recyclables from waste at transfer stations. Collections are made by permitted and franchised haulers, which provide these services, by agreement, for ratepayers.

The City of San Diego, in certain sectors of the city, operates its own refuse and recyclables collection system using City crews. It also maintains a landfill for disposal of city generated solid waste, including wastes generated at naval bases and facilities under an agreement with the United States Department of the Navy. Franchised haulers for the Cities of Oceanside and Escondido transport varying amounts of their respective jurisdiction's solid waste for disposal to out-of-county facilities. A countywide overview of present integrated solid waste collection practices is presented in Table 4.1.

**Table 4.1**  
**Refuse Collection by Service Area**

SERVICE AREA REGION/JURISDICTION	RESIDENTIAL COLLECTION	COMMERCIAL/INDUSTRIAL COLLECTION
Carlsbad	Franchise*	Franchise
Chula Vista	Franchise	Franchise
Coronado	Franchise	Franchise
Del Mar	Franchise	Franchise
El Cajon	Franchise	Franchise
Encinitas	Franchise	Franchise
Escondido	Franchise	Franchise
Imperial Beach	Franchise	Franchise
La Mesa	Franchise	Franchise
Lemon Grove	Franchise	Franchise
National City	Franchise	Franchise
Oceanside	Franchise	Franchise
Poway	Franchise	Franchise
San Diego	City/Non-Exclusive franchises	Non-Exclusive Franchises
San Marcos	Franchise	Franchise
Santee	Franchises	Permit
Solana Beach	Franchise <sup>1</sup>	Franchise
Vista	Franchise	Franchise
County Unincorporated	Non-Exclusive Franchises	Permit (open)

(1) Most multi-family and single family residences on private streets are serviced by private haulers licensed by the city.

\* Unless otherwise designated, "Franchise" means exclusive.

## **FACTORS AFFECTING THE SOLID WASTE SYSTEM**

Various factors affect the current solid waste management system, such as collection service areas and administration of collection services. The amount of solid waste collected and its final destination(s) are integral factors in the administration of the systems throughout the county.

**Service Areas:** These are areas in which a particular government entity has jurisdiction or responsibility for waste management. The service areas in San Diego County are established by individual jurisdiction boundaries.

**Organization of Services:** Within each jurisdiction, waste management services may be exclusively or non-exclusively franchised, provided as a government service, or permitted as indicated in Table 4.1. The City of San Diego provides certain residential collection services with non-exclusive franchises for commercial-industrial collection, while other cities administer franchises.

**Collection Service:** Commercial and residential collection is handled separately by each jurisdiction. Private refuse services have collection areas that cross jurisdictional boundaries, and these private service areas are dynamic and subject to market pressures and franchise agreements.

**Disposal Service:** Disposal service is provided by private corporations, the City of San Diego, and the U.S. Marine Corps. Private and city landfills accept waste from all the cities in the county and the unincorporated areas. The City of San Diego takes residential waste to the city's Miramar Landfill, or to the Sycamore or Otay landfills, according to the most economical routing.

**Quantity of Solid Waste Generated, and Final Disposition of Materials:** Solid waste collected in San Diego County jurisdictions totaled 3,739,714 tons in 2001 (Table 4.2). Table 4.2 also presents daily and annual tonnage and volumes of solid waste generated in each jurisdiction. To achieve adequate accuracy in calculating daily tonnage and daily cubic yards, the number of annual operating days was divided into the total disposal tonnage only for the primary landfills used by each jurisdiction. Small amounts of disposal tons going to a myriad of other landfills were added to the primary landfills' tonnage. Cubic yards were also calculated by using compaction rates only for the primary landfill(s) for each jurisdiction. The small amount of disposal going to other landfills was prorated to these primary landfills for these calculations.

**Material Handling & Transport:** Table 4.3 indicates the storage, transport and handling methods for the materials targeted for diversion from the landfills.

**Destination of Solid Waste Generated:** Table 4.4 indicates the destination of materials generated countywide and diverted, landfilled or transformed in 2001. The CIWMB standard conversion factor, 1.67 cubic yards per ton, was used to convert tons to cubic yards. In 1991, 20 percent of the solid waste countywide was diverted, and in 2001, 46 percent was diverted. While the tonnage of waste landfilled was similar (within 16,000 tons), approximately 2.2 million tons more was diverted in 2001 than in 1991.

**Table 4.2  
Quantity of Solid Waste Disposed**

JURISDICTION	2001 TONS <sup>1</sup>		2001 CUBIC YARDS	
	DAILY <sup>2</sup>	ANNUAL	DAILY	ANNUAL
Carlsbad <sup>2</sup>	368	134,209	496	181,182
Chula Vista <sup>2</sup>	531	193,965	717	261,852
Coronado <sup>2</sup>	119	43,336	170	61,841
Del Mar	42	15,011	56	23,245
El Cajon	314	108,780	427	148,058
Encinitas	210	73,500	294	102,795
Escondido	479	150,874	666	209,715
Imperial Beach <sup>2</sup>	54	18,995	74	26,123
La Mesa	167	60,379	226	81,609
Lemon Grove	74	25,855	101	35,164
National City <sup>2</sup>	182	65,560	251	90,374
Oceanside <sup>2</sup>	453	140,489	658	204,130
Poway	184	57,042	312	94,880
San Diego <sup>2</sup>	5,322	1,883,931	7,900	2,799,239
San Marcos	298	93,959	410	130,466
Santee	173	58,244	237	79,749
Solana Beach	50	17,888	76	27,484
Unincorporated <sup>2</sup>	1,489	490,431	461	148,270
Vista	333	107,269	2,219	722,699
<b>Totals</b>	<b>10,842</b>	<b>3,739,714</b>	<b>15,093</b>	<b>5,392,964</b>

Sources: CIWMB – see <http://www.ciwmb.ca.gov/LGTools/DRS>

Total disposal tonnages are taken from the CIWMB DRS database. Actual total disposal tonnages differ from DRS database for noted jurisdictions. Corrections have been submitted to the CIWMB and are pending board approval at the affected jurisdictions' bi-annual review.

**Table 4.3  
Material Handling and Transport**

MATERIALS	STORAGE & TRANSPORT	HANDLING METHODS
Glass Aluminum Plastics Paper, Cardboard and Other Fibers Metals	Individual material recovery facilities (MRFs), buy back centers and intermediate processors collect, process and ship recycled materials to market via truck, rail and containers for overseas shipment.	MRFs and private buy back centers consolidate materials for shipment to secondary processors, including foreign markets.
Construction/Demolition Inerts	Industry recyclers receive material from generators and store pending recycling.	Reused, recycled and/or mixed with virgin materials by processors.
Tires & Rubber	Trucked to Southern California and foreign markets	Generators pay for recycling at tire handlers, or take them to free publicly funded events.



**Table 4.4  
Destination of Solid Waste Collected – 2001**

	LANDFILLED (IN-STATE)	TRANSFORMED & LANDFILLED	EXPORTED (OUT OF STATE)	TOTAL COLLECTED
Annual Tons	3,738,390	0	1,324	3,739,714
Annual Cubic Yards	6,243,111	0	2,211	6,245,322
<b>Percent of Total</b>	<b>99.9%</b>	<b>0%</b>	<b>&lt;.1%</b>	

Source: CIWMB Tonnage Reporting System. All figures are countywide.

## PERMITTED SOLID WASTE FACILITIES

### DISPOSAL FACILITIES

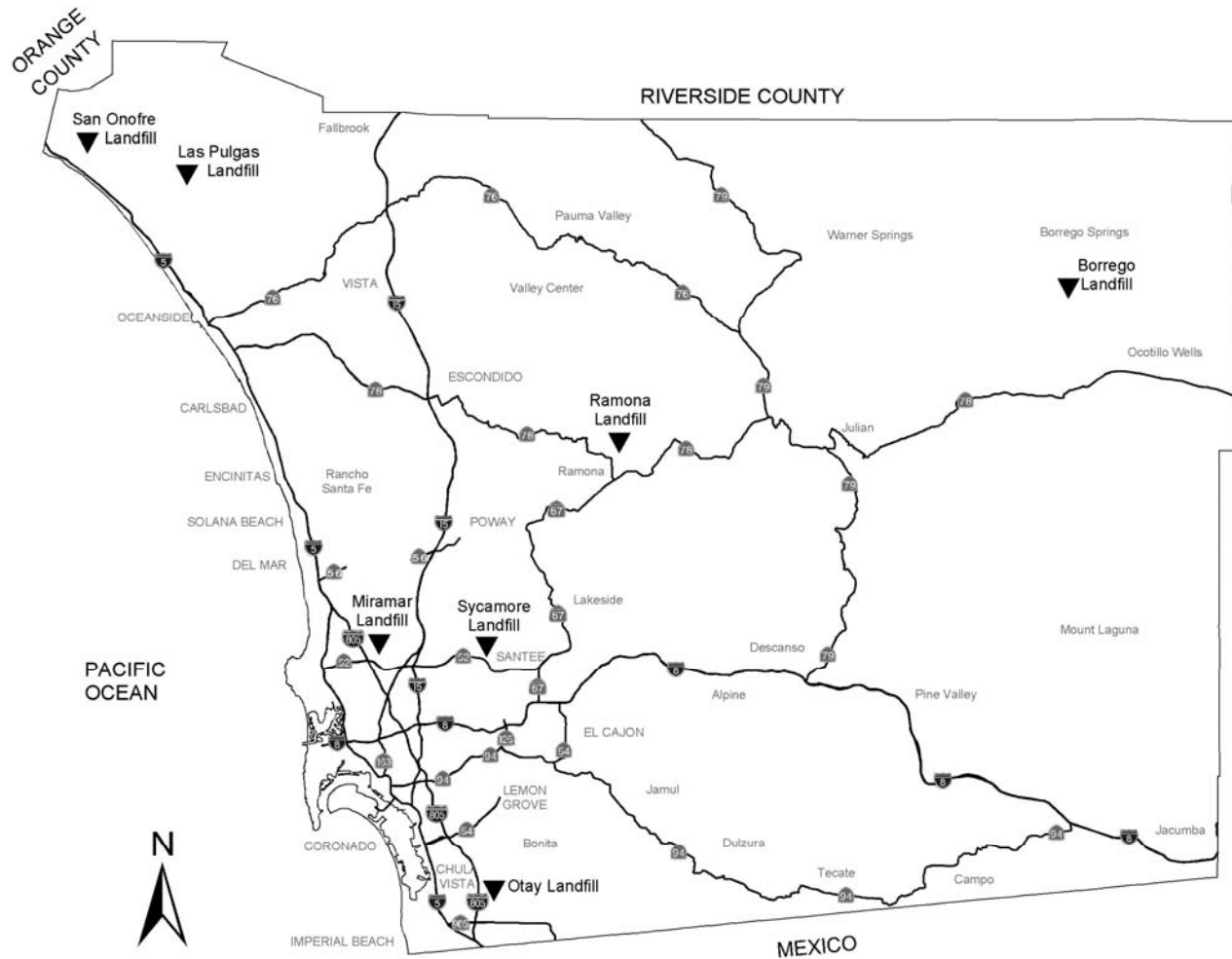
Allied Waste Industries, Inc. operates four Class III non-hazardous municipal solid waste landfills. The City of San Diego operates its own Class III landfill. The U. S. Marine Corps operates two Class III landfills at Camp Pendleton. Descriptions of these landfills are contained in the Siting Element. In 1994, the voters of San Diego County approved an initiative to amend the County General Plan to permit siting of a proposed landfill at Gregory Canyon\*, in the northern part of the county. Table 4.5 (Disposal Facility Permit Summary), provides specific location and permit numbers for each currently operating disposal facility in San Diego County. All permitted disposal facilities (landfills) in the county are located on the map in Figure 4.1.

\* Inclusion of a proposed or tentatively reserved landfill in this Summary Plan does not advocate or in any way guarantee approval of sites by any agency or jurisdiction, nor does it advocate their use as a disposal option.

**Table 4.5  
Disposal Facility Permit Summary**

Facility	Description	Facility Address	Permit Number	Operator
Otay Annex SLF	Large Landfill	1700 Maxwell Rd. Chula Vista	37-AA-0010	Allied Waste Industries, Inc.
Sycamore SLF	Large Landfill	14494 Mast Bl. San Diego	37-AA-0023	Allied Waste Industries, Inc.
Borrego Springs SLF	Small Landfill	2449 Palm Canyon Dr. Borrego Springs	37-AA-0006	Allied Waste Industries, Inc.
Ramona SLF	Small Landfill	20530 Pamo Rd. Ramona	37-AA-0005	Allied Waste Industries, Inc.
Miramar SLF	Large Landfill	5180 Convoy St. San Diego	37-AA-0020	City of San Diego
Las Pulgas SLF	Small Landfill	TB 403-B Basilone Rd. Camp Pendleton	37-AA-0903	Camp Pendleton Marine Corps
San Onofre SLF	Small Landfill	TB 403-C Basilone Rd. Camp Pendleton	37-AA-0902	Camp Pendleton Marine Corps

**Figure 4.1  
Landfill Locations in San Diego County**



**NONDISPOSAL FACILITIES**

The NDFEs of San Diego County jurisdictions list one urban material recovery facility (MRF), seven urban combination MRF/transfer stations, one urban recycling center, eight rural transfer stations and ten composting/mulching facilities. To divert a greater volume of materials from the waste stream, additional material recovery and composting facility capacity will be needed within the sub-regions to serve multi-jurisdictional areas.

**LOCATION OF FACILITIES**

The location of disposal facilities in San Diego County is shown on Figure 4.1. Nondisposal facilities are shown in Appendix 1.

## **COUNTYWIDE MARKET DEVELOPMENT PROGRAMS**

The development of markets adequate to ensure stability of the Integrated Waste Management system is an important issue facing San Diego County jurisdictions. As the amount of recyclable materials increases from diversion programs and mixed waste processing facilities, identifying markets for the materials becomes critical. Fortunately, the population centers of San Diego County are directly connected via highway to the major market and port areas of Los Angeles and to the Mexican border area market.

The rural areas of the county do have extra transportation costs for diverted materials which are being addressed by the County of San Diego with a rural assistance program. Sub-regional cooperation with selective assistance is aimed at consolidating recyclables from rural communities.

In addition to the county and all the cities, a private organization, the San Diego County Disposal Association, has addressed strategies for market development in the county. These entities study the issues of diversion facilities, feed stock and secondary markets as they apply to their respective interests.

## **RECYCLING MARKET DEVELOPMENT ZONES (RMDZs)**

The State of California established the Recycling Market Development Zone (RMDZ) program to build markets for recyclable material recovered from the waste stream in compliance with the IWM Act. The CIWMB offers low interest loans for 75 percent of a project's costs, up to \$2,000,000, to attract businesses that will use recyclable material as feedstock in a secondary manufacturing process. Help with financing strategies, marketing, and technical assistance is also available from the CIWMB.

There are two RMDZ's located within San Diego County. The South San Diego RMDZ was formed in 1992 and included the Otay Mesa area of the City of San Diego and the County of San Diego. The City of Chula Vista was added in 2000 (Figure 4.3). The second zone, the North San Diego County RMDZ, was formed in 1994 and included northern areas of the City of San Diego and the County of San Diego, and the North County Cities of Carlsbad, Del Mar, Escondido, Oceanside, Poway, San Marcos, Solana Beach, and Vista. (Figure 4.4). Table 4.6 (RMDZ Summary Chart) shows the zones at a glance.

The staffs of the partners and the Zone Administrators have been successful in assisting several recycling related manufacturers and businesses to locate within the zones. These companies use varying amounts of diverted materials as feedstock in their manufacturing processes. These materials include: metals, gypsum, tires, green waste, organic wastes, sawdust, newspaper, mixed office paper, cardboard, glass, sand, industrial scrap, reusable fixtures and construction-demolition debris.

The San Diego RMDZ includes team members from the City and County staffs, the San Diego Economic Development Corporation and the Otay Chamber of Commerce who work together to promote the RMDZ's benefits to businesses interested in locating in San Diego. The North County RMDZ includes staff members from the County and the North County Cities. Both RMDZ's receive support from local business groups, financial organizations and other government agencies. Management of the RMDZ's has focused on providing accurate and useful information to businesses, promoting the availability of low interest loans and coordinating activities between agencies.

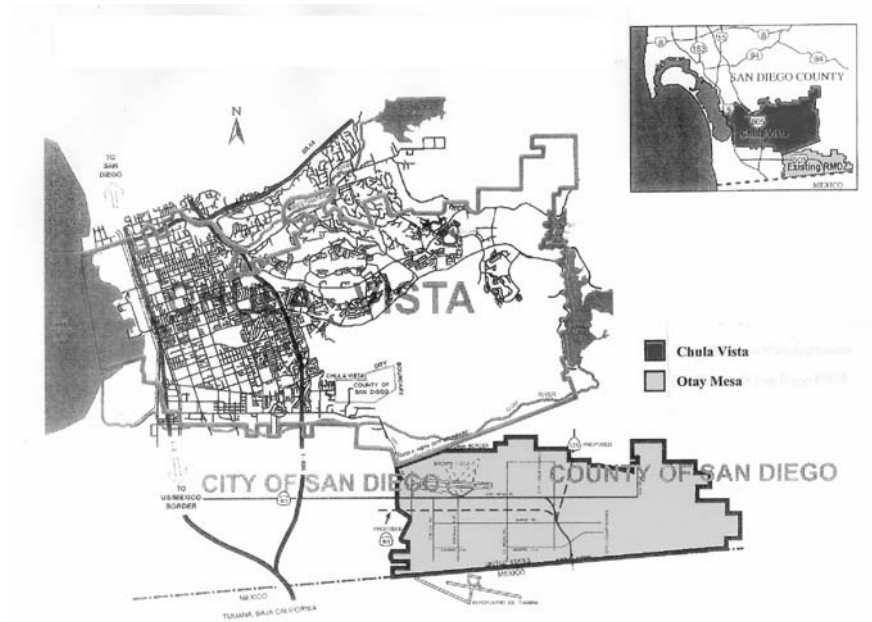
**Table 4.6  
RMDZ Summary**

Zone	Location	Infrastructure	Business Incentives
South San Diego	Encompasses the City of Chula Vista, and the Otay Mesa portions of the City of San Diego and the County of San Diego. Over 7,500 acres zoned for industrial purposes and 1,416 acres designated a Foreign Trade Zone.	Interstate Highways 5 and 805, State Highways 905, 54, and proposed 125, and County Highway 17. Includes a port of entry into Mexico and a major customs facility. Adequate sewer, water, and electrical resources are available for current and future development needs.	Expedited permit processing, technical assistance, employee recruitment assistance. Enterprise Zone benefits include: sales and use tax credits, hiring credits, and business expense deduction for qualified properties. Other incentives offered by the Cities of San Diego and Chula Vista Redevelopment Agencies through loans, grants and bonds.
North San Diego County	30 miles north of downtown San Diego, encompassing the Cities of Carlsbad, Del Mar, Escondido, Poway, San Marcos, Solana Beach, Oceanside, Vista, the City of San Diego communities of Rancho Bernardo and Mira Mesa, and the unincorporated communities of Fallbrook, Rainbow, Ramona, and Valley Center. Large manufacturing base exists along Highway 78 corridor.	Interstate Highways 5 and 15, State Highways 67, 76 and 78, and County Highways 6, 11, 13, 15, 16. Adequate sewer, water, and electrical resources are available for current and future development needs. In addition, the San Diego Unified Port District facilitates commercial shipping and charter vessels.	Jurisdictions in the RMDZ make every effort to expedite permit processing and development fees. Some jurisdictions in the RMDZ have commitments adopted by Resolution to buy recycled products.

**TARGETED MATERIALS**

Virtually all technically and economically recyclable materials are considered targeted materials for market development efforts in the county, which include (not an exclusive list): fiber products including cardboard, newspaper, mixed paper and office paper; glass bottles and jars; plastic bottles and commercial scrap; metals including aluminum and bimetal cans and scrap, ferrous cans and scrap, other scrap metals; organics including yard waste, food waste, sewage biosolids, and animal manure; construction and demolition materials including concrete, rock, soil, asphalt, asphalt roofing, gypsum, and wood; tires; and household hazardous materials including electronics, oil and paint.

**Figure 4.3**  
**South San Diego Recycling Market Development Zone**



**Figure 4.4**  
**North San Diego County Recycling Market Development Zone**



## **BEYOND THE RMDZ PROGRAM**

A continued proactive stance by local jurisdictions in planning, developing and siting recycling and composting facilities is expected to result in the location of additional non-disposal facilities. All jurisdictions in the county, particularly those with manufacturing sites, promote the location of secondary processing and manufacturing facilities, which use recyclables as feedstock. Assistance to such private entities includes site selection and special attention in the permitting and approval process. Each facility sited through local efforts increases the market for diverted materials.

All jurisdictions in the county have established policies to purchase recycled or post-consumer content materials and supplies. As implemented, these policies also help to create local markets for diverted recyclables.

The Citizen Advisory and Technical Advisory Committees of the Local Integrated Waste Management Task Force work together to expand markets for recyclables.

# CHAPTER 5

## SUMMARY OF SOURCE REDUCTION AND RECYCLING ELEMENTS, HAZARDOUS HOUSEHOLD WASTE ELEMENTS, AND NON-DISPOSAL FACILITY ELEMENTS

### PURPOSE AND REQUIREMENTS

Chapter Five of the Summary Plan provides a descriptive summary of the types of diversion programs selected in each jurisdiction's Source Reductions and Recycling Element (SRRE) and Household Hazardous Waste Element (HHWE), and a list of the types and numbers of non-disposal facilities, and the jurisdictions they serve, as described in each jurisdiction's Non-Disposal Facility Element (NDFE). The summary is vital to determine programs in the SRREs and HHWEs that could be coordinated on a countywide basis. This chapter is required by CCR Section 18757.7.

### WASTE COMPOSITION

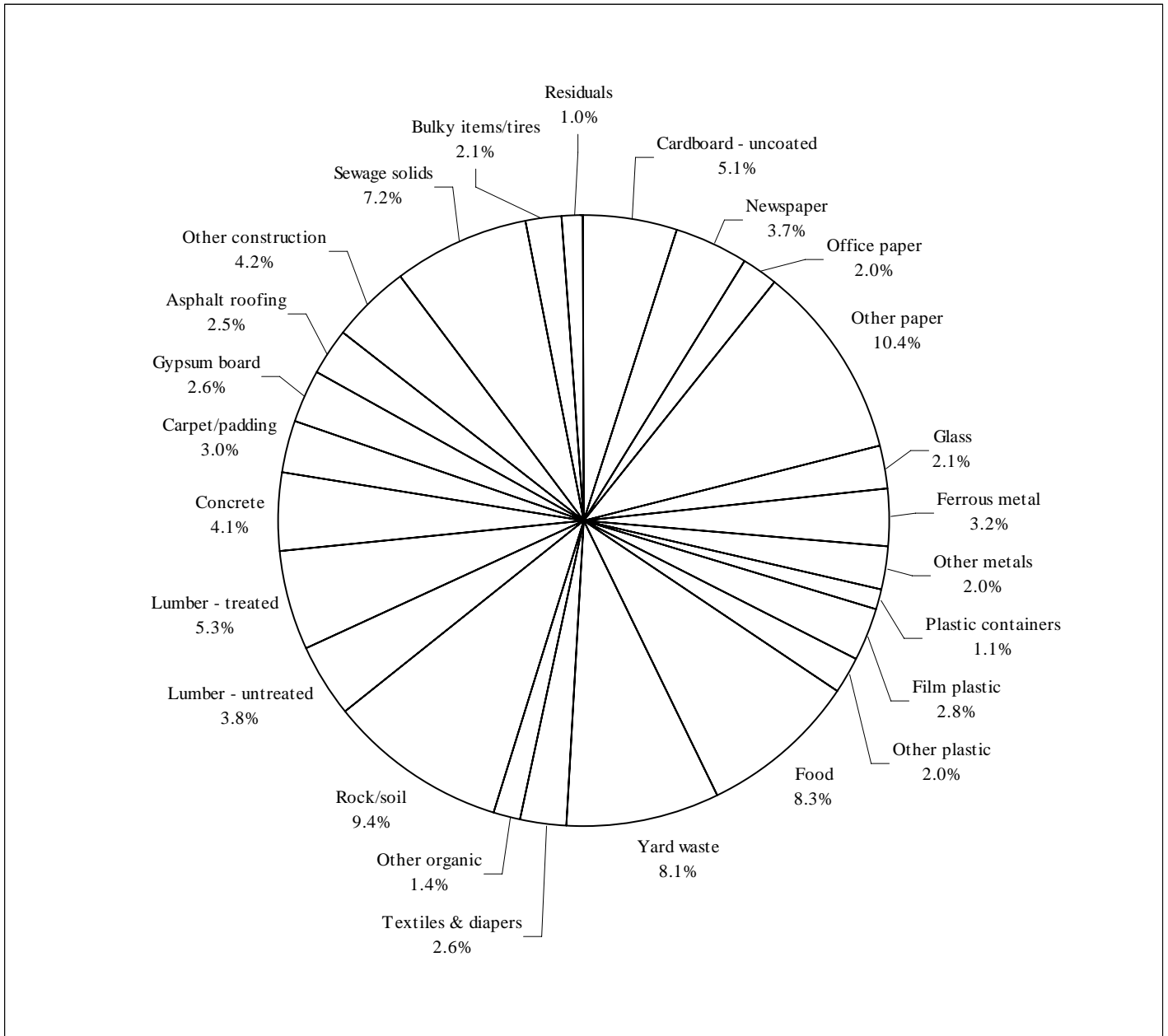
Planning of diversion programs requires knowledge of the materials found in the local waste stream. Countywide waste composition studies have not been done since 1990, so a 1999 waste composition study for City of San Diego waste going to the Miramar Landfill is presented in Figure 5.1. In 1999, 1,680,000 tons were disposed, by generators within the City of San Diego. Attention is drawn to construction and demolition (34.9 percent), paper (21.2 percent), and organics (20.3 percent). Construction and demolition materials includes the following categories: Rock/soil, Lumber – untreated, Lumber – treated, Concrete, Carpet/padding, Gypsum board, Asphalt roofing, and Other construction. Paper includes the following categories: Cardboard – uncoated, Newspaper, and Office paper. Organics includes the following categories: Food, Yard waste, Textiles & diapers, and Other organic.

The proportion of commonly recycled materials in this waste stream, compared to countywide waste composition numbers from 1990, show substantial drops in several materials, specifically: cardboard, down from 11.8 percent to 5.1 percent; newspaper, down from 6.1 percent to 3.7 percent; glass, down from 4.3 percent to 2.1 percent; and yard waste, down from 20.5 percent to 8.1 percent. Other materials show proportionate increases in this comparison, particularly construction and demolition materials, up to 34.9 percent from approximately 15 percent. Metals, plastics, glass and textiles changed little in this comparison. Hazardous materials in the disposal waste stream are set aside for proper treatment in accordance with hazardous waste exclusion procedures in effect at landfills.

Using the 1990 waste composition analysis, a countywide mulching program for "clean green" and yard waste with a reduced tip fee was instituted at all landfills in the county, including the City of San Diego's Miramar landfill. The mulch produced is used for erosion control at inactive landfills and provided to Park and Recreation Departments, CalTrans, commercial consumers and the public. Other programs, including mandatory recycling ordinances and/or enforcement programs, which focus on recyclable materials shown by studies to be in the solid waste stream, have been developed in all the Cities and the County.

The household hazardous waste collection and public education programs were developed to focus on preventing household hazardous waste from landfill disposal. It is estimated that twenty thousand tons of household hazardous waste are generated each year by households in San Diego County.

**Figure 5.1**  
**Composition of Waste Disposed by the City of San Diego at the Miramar Landfill**  
**(1999 Waste Characterization, by City of San Diego)**  
 (Diverted materials are not included in this chart.)



**PROGRAMS SELECTED IN THE SOURCE REDUCTION AND RECYCLING ELEMENTS & HOUSEHOLD HAZARDOUS WASTE ELEMENTS**

A brief description of all current and planned diversion programs is required by CCR Section 18757.7(a)(1). Table 5.1 summarizes the various types of source reduction, recycling, composting, special waste, and education programs, along with targeted commodities, which have been selected by the cities and the county for implementation.



**MARKETS FOR DIVERTED MATERIALS FROM SOURCE REDUCTION & RECYCLING ELEMENT (SRRE) AND HOUSEHOLD HAZARDOUS WASTE ELEMENT (HHWE) PROGRAMS**

Markets for materials diverted by the SRRE recycling programs are secondary product manufacturers and paper mills, which are both domestic and foreign. Markets for compost resulting from the SRRE composting programs are local agriculture, commercial landscapers, universities and business parks, home gardeners, commercial nurseries, municipal parks and recreation facilities. Landfills themselves provide a substantial use for yard materials, since large tonnages of organic material in San Diego County are used for daily cover over refuse and as erosion control at the sanitary landfills. Table 5.2 lists the components and targeted commodities of the countywide and City of San Diego household hazardous waste programs.

Markets for household hazardous waste collected through the HHWE programs are commercial re-refined oil market, cement kiln fuel, commercial battery manufacturers, electronic and other special waste processors, and graffiti eradication programs. A small residue is treated and landfilled.

**Table 5.1  
Summary of SRRE Programs**

SOURCE REDUCTION PROGRAMS	
Backyard Composting	All Cities & County
Community Outreach Program	Cities of Chula Vista, Coronado, Escondido & San Diego, & County
Four Can Limit	City of Coronado
Investigate Local Consumer Incentives	City of San Diego
Kelp Processing Program	Cities of Coronado & San Diego
Local Procurement Specifications/Policies/Ordinances	All Cities & County
On Site Processing of Construction and Demolition Debris	City of San Diego
Phase Out Large (300 gal) Containers	City of Imperial Beach
Rate Structure/Variable Rate Evaluations	Cities of Carlsbad, Chula Vista, Coronado, Del Mar, El Cajon, Encinitas, Escondido, Imperial Beach, National City, Poway, San Marcos, Solana Beach, & Vista, & County (Bin Sites). City of San Diego People's Ordinance prohibits charging for certain refuse collection services.
Review/Monitor State Packaging Requirements	City of San Diego
State Advance Disposal Fees	All Cities & County
Tipping Fee Differentials (mixed waste vs. clean green)	All Cities & County
Unwanted Mail Program	Cities of Chula Vista, Coronado, Solana Beach & San Diego & County
Waste Audits	Cities of Chula Vista, Imperial Beach, La Mesa, National City, Oceanside, & San Diego, & County
Waste Exchange/ Material Exchange Programs	Cities of Chula Vista, Oceanside & San Diego
TARGETED MATERIALS: White Goods, Salvageable Composite, Construction and Demolition, Yard and Wood Waste, Kelp, Furniture and Textiles	

RECYCLING PROGRAMS	
Block Leader Program	Cities of Chula Vista & Solana Beach & County
Christmas Tree Recycling	All Cities & County
Commercial/Industrial/School Recycling	All Cities & County
Community Cleanup	Cities of Carlsbad, Chula Vista, Escondido, Imperial Beach, La Mesa, Lemon Grove, Oceanside, San Diego, Santee, & Solana Beach, & County
Drop Off/Buy Back Centers	All Cities & County
Mandatory Recycling Ordinance and/or Enforcement Programs	All Cities & County
Market Development/Buy Recycled	All Cities & County
Military Recycling	City of San Diego
Mobile Recycling	All Cities & County
Multifamily	All Cities & County
Office Recycling	All Cities & County
Public Drop Off Recycling (Parks & Recreation)	City of San Diego
Recycling Market Development Zone	Cities of Carlsbad, Chula Vista, Del Mar, El Cajon, Encinitas, Escondido, Oceanside, Poway, San Diego, & San Marcos & County
Residential Curbside Collection of Recyclables	All Cities & County
Residential Curbside Collection of Separated Yard Materials	All Cities & County
Zoning & Codes	All Cities & County
TARGETED MATERIALS: Newspaper, Office Paper, Mixed Paper, Cardboard, Plastic Containers, Glass Containers, Metals, Yard Waste and Construction and Demolition Debris	

COMPOSTING AND GREEN WASTE PROCESSING/TRANSFORMATION	
Commercial Composting Facilities Drop Off	All Cities & County
Market Development for Compost/Mulch	All Cities & County
Master Composter Program	All Cities & County
Public Information Events	All Cities & County
Residential Yard Waste (Separate Collection)	All Cities & County
Yard and Clean Green Grinding/Mulching	Private & City of San Diego Landfills
TARGETED MATERIALS: Green/Yard Waste, Manure, Food Waste, Wood Waste	

SPECIAL WASTE	
Co-composting (sludge)	Cities of Carlsbad & San Diego
Construction/Demolition Debris Diversion Public Information	All Cities & County
Construction/Demolition Recycling	All Cities & County
Medical Waste	City of San Diego & County
Private Sector Reporting Requirement on Special Waste Disposal	All Cities & County
Promote Siting of Construction/Demolition Recyclers	City of San Diego & County
Separate Collection of White Goods	Cities of Chula Vista, La Mesa, Oceanside, San Diego & Solana Beach
Tire Diversion Policy	City of San Diego & County
Vehicle Abatement	All Cities & County
TARGETED MATERIALS: Sludge, Construction and Demolition Debris and White Goods	

PUBLIC EDUCATION & INFORMATION	
Billboards/Bulletin Boards, Signs and Bumper Stickers	Cities of Coronado, Imperial Beach, Oceanside & San Diego & County
Bi-lingual Information (publications and announcements)	All Cities and County
Commercial/Residential/Industrial Publications	All Cities & County
Community Special Events & Presentations	All Cities & County
Direct Mailings/Newsletters with Billings or Separate	All Cities & County
Local Achievement Program	City of San Diego
Media & News Releases	All Cities & County
Poster and Essay Contests & other Awards & Recognition	Cities of Escondido, Oceanside & San Diego & County
Printed "How To" Material & other Instructional Materials	Cities of Chula Vista, Escondido, La Mesa, Oceanside, & San Diego & County
Promotion of State Sponsored Programs	Cities of Chula Vista, Oceanside & San Diego & County
Public Workshops	Cities of Escondido, Oceanside & San Diego & County
Recycling Guide	Cities of Chula Vista, Coronado, Escondido, La Mesa, Oceanside, San Diego & County
School Curriculum & other School Programs	All Cities & County
Special Waste Publications	Cities of Coronado, Imperial Beach, San Diego, San Marcos & County
Technical Assistance	All Cities & County
Telephone Hotline	Cities of Chula Vista, Escondido, La Mesa, & San Diego & County
Volunteer Program	Cities of Del Mar, Encinitas, Escondido, San Diego & Solana Beach & County
Yard Waste Composting	Cities of Chula Vista, Coronado, Del Mar, Encinitas, Escondido, Oceanside, San Diego & Solana Beach, & County
TARGETED: All Materials Listed in the Previous Program Components and All Types of Media, Informational and Educational Materials in the Public and Private Sectors	

## DESCRIPTION OF SELECTED HOUSEHOLD HAZARDOUS WASTE PROGRAMS

Household Hazardous Waste (HHW) results from products purchased by the general public for household use which, because of the quantity, concentration, physical, and/or chemical characteristics, may pose a present or potential hazard to human health or the environment when improperly treated, disposed, or otherwise managed. Although thousands of consumer products can fall into this classification, there are six general categories: household cleaners, automotive products, home maintenance and improvement products, lawn and garden products, electronics, and miscellaneous items.

Until 1998, the County of San Diego administered a regional HHW Program on behalf of the unincorporated county and most of the cities. The City of San Diego administered its HHW program independently. However, the County's divestiture of its landfill system in 1997, and the associated loss of revenue, made it necessary for the incorporated cities to provide services to residents within their respective jurisdictions independent of the county. While there have recently been cooperative regional efforts, each jurisdiction now provides multifaceted programs to reduce illegal and harmful disposal of household hazardous waste.

The jurisdictions work regionally to share household hazardous waste collection facilities and to provide collection events where needed. All county jurisdictions have cooperated in CIWMB grant funding for HHW public education, except the City of San Diego which funds its own program. A major portion of collected HHW is reused or recycled and is thus diverted from landfill or other disposal. Source reduction,

a form of waste prevention, is promoted through public education on alternatives to toxic products (see Table 5.2).

**Table 5.2  
Summary of HHWE Programs**

HOUSEHOLD HAZARDOUS WASTE PROGRAMS	
HHW Market Development	City of San Diego & County
Load Checking Program at all landfills	All Cities, County
Periodic Collection Events	All Cities & County
Permanent Collection Facilities	Cities of Chula Vista, Coronado, El Cajon, La Mesa, Oceanside, Poway, San Diego, Vista & County
Pick-up Service	Cities of Chula Vista, Encinitas, Imperial Beach, La Mesa, National City, Poway, San Marcos, San Diego, Vista & County
Private and Public Waste Oil Collection Programs/Facilities	All Cities & County
Public Education & Information	Cities of Chula Vista, El Cajon, Poway, San Diego, Vista & County
TARGETED MATERIALS: Paint, Motor Oil, Antifreeze, Cleaning Products, Dry Cell and Automotive Batteries, Pesticides, Garden Chemicals, Solvents, and Electronics.	

Components of the regional HHW program efforts include collection, load checking, disposal and treatment, recycling, reuse, source reduction, education, and public information. These components are summarized as follows:

### **COLLECTION**

The collection component of the regional HHW program includes nine (9) permanent household hazardous waste collection facilities, one each in the Cities of Chula Vista, Coronado, El Cajon, La Mesa, Oceanside, Poway, San Diego, and Vista, and one in unincorporated Ramona. Periodic Temporary Household Hazardous Waste Collection Facility (THHWCF) events are still conducted in the Cities of Encinitas, San Diego, Santee, and Solana Beach, and by the County in the underserved areas, though the need for such events has been reduced due to the permanent facilities. In addition, door-to-door pick ups for elderly and disabled residents is provided in the county and the Cities of Chula Vista, Encinitas, La Mesa, National City, Poway, San Diego, San Marcos, Solana Beach, and Vista through private contractors.

### **LOAD CHECKING**

Federal and state regulations require that municipal landfills and transfer stations implement a Hazardous Waste Exclusion Program (CFR 40 Parts 257 and 258: CCR Title 27 Section 20870). Allied Waste Industries Inc., as owner and operator of most landfills within the county, has implemented a load check program to fulfill this requirement, which includes gate monitoring, random inspections of vehicles, and landfill working face inspections. In addition, the transfer stations owned and operated by EDCO, Escondido Resource Recovery, Waste Management Inc. and Allied Waste Industries Inc. have implemented load check programs for screening HHW going to the landfills. This program reduces the incidence of illegal disposal of HHW at landfills within the County's jurisdiction.

### **DISPOSAL AND HANDLING**

The host jurisdiction for each permanent and temporary HHW collection facility in the county accepts generator status for their HHW. Performance of all disposal and treatment services are in strict compliance with applicable local, state, and federal regulations such as CCR, Titles 8, 22 and 26, CFR

Titles 29, 40 and 49, and California's Department of Toxic & Substances Control (DTSC) requirements. All handlers of the HHW generated, including haulers, complete a 40-hour materials safety training prior to handling the wastes. All collected hazardous waste is sorted, weighed, inventoried, packaged, manifested and transported by registered haulers who provide appropriate vehicle placards and labels. Waste is sent to the proper disposal facility according to the following hierarchy of waste management practices: recycling, reuse, treatment, incineration, fuel blending and lastly, landfilling.

## **SOURCE REDUCTION/WASTE PREVENTION**

Source reduction is encouraged through regional and jurisdiction community education programs. Purchase of the least hazardous products and in appropriate quantities that can be used up by the consumer are emphasized. The programs integrate pollution prevention and household hazardous waste messages using varied combinations of media. See the Public Education Section below for more details.

## **REUSE AND RECYCLING**

Over 90 percent of the household hazardous waste (HHW) collected in the county is either recycled or reused. The waste streams most amenable to recycling and reuse are aerosols, latex and water-based paints, thinners, stains, waste oil, oil filters, household and lead acid batteries, fluorescent light bulbs, cathode ray tubes, and soil amendments. All oil-based paints, thinners, stains, and solvents are used for fuel blending or as fuel supplements at cement kilns. These products represent approximately 35-40 percent of the total household hazardous material waste stream. Recycled or reused HHW includes water based paints, motor oil, antifreeze, electronics, certain heavy metals and automotive batteries. Market development for the recycled products is a significant part of the programs.

## **EDUCATION AND PUBLIC INFORMATION**

One of the key elements of the HHW programs in the region is ongoing education and public information directed toward increasing public awareness. Examples of media used by the programs include telephone hotlines, point of purchase displays at retail outlets, school programs, community presentations, brochures (English and Spanish), newsletters in trash bills, website links, program identity logos, press releases, radio and TV announcements about regional program activities, and the use of the 1-800-Clean-Up website.

One of the key components of this public education is information on less hazardous substitutes for commonly used toxic products. Another practice commonly promoted is limiting quantities of toxic products purchased to that which can be used up. Most of the jurisdictions provide community education and awareness of motor oil recycling opportunities to multi-cultural communities through Used Oil Recycling Block Grant activities.

## **CONTINGENCIES FOR SRRE AND HHWE PROGRAMS**

The jurisdictions in the county are continually monitoring the components of their SRREs and HHWE to achieve the mandated AB 939 goals. As necessary, programs are modified and/or directed to specific waste streams to meet the targeted goals.

## **DESCRIPTION OF FACILITIES IDENTIFIED IN THE NON-DISPOSAL FACILITY ELEMENTS**

Each jurisdiction in the county was required to prepare and adopt a Non-disposal Facility Element (NDFE), which lists facilities that are or will be used to implement diversion programs in the SRRE. Table 5.3 lists all of the existing and currently planned non-disposal facilities in the county to be used by the cities and the county, the location of each, and the jurisdictions within their sphere of influence. Non-disposal facilities are any solid waste facility required to obtain a state solid waste facility permit except a disposal or transformation facility. The NDFEs includes composting, material recovery and transfer facilities, which include rural bin sites.

The current system in the county consists of one urban material recovery facility (MRF), seven urban combination MRF/transfer stations, several non-permitted urban recycling centers, eight rural transfer stations and several composting facilities. A brief summary of each facility follows, grouped by categories.

## **MATERIAL RECOVERY/PROCESSING/TRANSFER FACILITIES**

The Palomar Transfer Station is located in the City of Carlsbad. The site is owned by the County of San Diego and leased to San Diego Landfill Systems which operates or subcontracts operations. The facility is a large volume transfer station that receives and processes mixed municipal waste from the North County region.

EDCO Recovery and Transfer Station is located in the City of San Diego (Dalbergia Street) on land owned by Burr Properties and Cavadias Properties and is owned and operated by EDCO Disposal Corporation. The facility receives municipal mixed waste from the county and cities in South and East County.

EDCO Station is a recently constructed MRF and transfer station, located in the City of La Mesa, on land owned by the City of La Mesa, and operated by EDCO Disposal Corporation. The facility receives mixed municipal waste generated in the county and several cities of South and East County, and the facility partially sorts recyclables, including construction and demolition materials.

Escondido Resource Recovery MRF and Transfer Station is located in the City of Escondido, is owned and operated by Jemco Equipment Corporation. The facility receives municipal mixed waste from the county and cities in North County area.

Fallbrook Recycling and Transfer Station is located in the county community of Fallbrook, on land owned by EDCO Disposal Corporation, and is operated by Fallbrook Refuse Service. The facility receives municipal mixed waste from the unincorporated North County.

Ramona MRF and Transfer Station is located in the county community of Ramona, and is operated by Ramona Disposal Service. The facility is a materials recovery, processing and transfer facility, which receives municipal mixed waste from the unincorporated North and East County.

Waste Management Recycling and Transfer Station is located in the City of El Cajon, on land owned by the City of El Cajon, and is operated by Waste Management, Inc. The facility is a materials recovery, processing and transfer facility, which receives municipal mixed waste from the county and cities in East County.

## **RECYCLING**

A few of the major facilities in the area used only for processing source separated recyclables are listed here. None require a Solid Waste Facility Permit.

Allan Company, a recycling facility located in the Miramar area of the City of San Diego, processes only source separated recyclables, primarily from the City of San Diego. No Solid Waste Facility Permit is required for this facility.

EDCO Recycling, a recycling facility located in Lemon Grove, processes only source separated recyclables originating in cities in the North, South, and Southeast County areas. No Solid Waste Facility Permit is required for this facility.

EDCO Waste and Recycling is a non-permitted transfer facility in the City of San Marcos, and is owned and operated by EDCO Disposal Corporation. The facility is not open to the public and receives recyclables generated in the county and cities of North County.

IMS Recycling Facilities, located in the San Diego community of Barrio Logan, consists of two non-permitted facilities, open to the public, that are owned and operated by IMS Recycling, Inc. Waste Management of North County Recycling Center, located in Oceanside, is a non-permitted facility, open to the public. It is owned and operated by Waste Management of North County.

## **RURAL TRANSFER STATIONS**

Seven rural transfer stations serve the unincorporated county. They are permitted and located in outlying locations where residential solid waste and, in some cases, source separated recyclables are dropped off.

Barrett Junction Rural Container Station is located in the community of Dulzura and receives only mixed waste, which is hauled to EDCO Station in La Mesa.

Boulevard Rural Container Station is located in the community of Boulevard and receives mixed waste. Campo Rural Container Station is located in the community of Campo and receives mixed waste and source separated recyclables for a fee.

Julian Rural Container Station is located in the community of Julian and receives mixed waste and source separated recyclables for a fee.

Palomar Mountain Transfer Station is located in the community of Palomar Mountain and receives mixed waste.

Ranchita Limited Volume Transfer Operation on land owned by the Montezuma Valley Historical Society and is operated by San Diego Landfill Systems. This facility accepts mixed waste.

Viejas Rural Large Volume Transfer Station is located in the community of Alpine, is owned and operated by Ramona Landfills, Inc., and receives mixed waste and source separated recyclables for a fee.

## **COMPOSTING AND MULCHING**

Agri Service (El Corazon) is a green waste grinding, mulching, and composting facility operating on land leased from the City of Oceanside, in the City of Oceanside. A variety of organic materials are received from the county and cities in North and West County.

Evergreen Nursery (Oceanside) is a green waste grinding, mulching and composting facility located in the City of Oceanside and receives material from surrounding jurisdictions. The material is used by the nursery for container plants and is sold to landscapers.

Evergreen Nursery (San Diego) is a green waste grinding, mulching and composting facility located in the City of San Diego and receives material from the City of San Diego and surrounding jurisdictions. The material is used by the nursery for container plants and is sold to landscapers.

Hanson Aggregates A-1 Soils composts manure (stable bedding). The site is located in Lakeside. Inland Pacific Resource Recovery, a wood and yard waste grinding mulch operation located in Lakeside serves East County areas.

Miramar Greenery, located at the Miramar Landfill, is a grinding, mulching and composting operation located in the City of San Diego, on property owned by the U.S. Navy. This facility receives material primarily from the City of San Diego although loads are accepted from the county and other cities. Organic Recycling West, Inc. is a green waste grinding, mulching, and composting facility operating in the City of San Diego, on Otay Mesa land leased from the City. Green waste, wood, drywall, and manure are received and processed. Materials are received from the county and cities in South and East County.

**Table 5.3  
Summary of Non-Disposal Facilities Used Or Proposed By San Diego County Jurisdictions**

<b>Material Recovery/Processing/Transfer Facilities</b>	<b>Location</b>	<b>Jurisdictions Using</b>
Palomar Transfer Station	Carlsbad	Carlsbad, Del Mar, Encinitas, San Diego, San Marcos, Solana Beach, Vista & North County, Out-Of-County
EDCO Recovery & Transfer Station	San Diego (Dalbergia St)	Chula Vista, Coronado, El Cajon, Imperial Beach, La Mesa, Lemon Grove, National City, San Diego, County
EDCO Station MRF & Transfer Station	La Mesa	Chula Vista, Coronado, El Cajon, Imperial Beach, La Mesa, National City, Lemon Grove, San Diego, Santee, County
Escondido Resource Recovery	Escondido	Del Mar, El Cajon, Encinitas, Escondido, Oceanside, Poway, San Diego, San Marcos, Solana Beach, Vista & North County
Fallbrook Recycling & Transfer Station	Fallbrook	Encinitas, Oceanside, San Marcos, Vista & North County
Ramona MRF & Transfer Station	Ramona	Poway, East County
Waste Management Recycling & Transfer Station	El Cajon	Chula Vista, El Cajon, National City, Poway, San Diego, Santee, & County
<b>Rural Container Stations</b>	<b>Location</b>	<b>Jurisdictions Using</b>
Barrett Junction Rural Transfer Station	Dulzura (unincorporated)	County
Boulevard Rural Transfer Station	Boulevard (unincorporated)	County
Campo Rural Transfer Station	Campo (unincorporated)	County
Julian Rural Transfer Station	Julian (unincorporated)	County
Palomar Mountain Transfer Station	Palomar Mountain (unincorporated)	County
Ranchita Small Volume Transfer Station	Ranchita (unincorporated)	County
Viejas Large Volume Transfer Station	Alpine (unincorporated)	County
<b>COMPOSTING &amp; MULCHING FACILITIES</b>	<b>Location</b>	<b>Jurisdictions Using</b>
Agri Service (El Corazon)	Oceanside	Oceanside
Evergreen Nursery	Oceanside	Oceanside, County
Evergreen Nursery	San Diego (Black Mountain Rd)	Not yet operational
Hanson Aggregates A-1 Soils	Lakeside	San Diego
Inland Pacific Resource Recovery	Lakeside	El Cajon, Santee & East County
Miramar Greenery	San Diego (Miramar)	San Diego
Organic Recycling West	San Diego (Brown Field)	San Diego, South County and Mexico



## CONSTRUCTION AND DEMOLITION FACILITIES

This list shows the variety of construction and demolition facilities in the region and is not meant to be exhaustive.

Asphalt, Inc.  
12560 Highway 67  
Lakeside, CA 92040-1159  
Asphalt and concrete

Battle's Lumber/Hardware  
2605 Imperial Avenue  
San Diego, CA 92102  
Usable sinks, bathtubs, faucets, sliding glass, steel pipes, chain link fencing

California Commercial Asphalt  
9235 Camino Santa Fe  
San Diego, Ca 92121  
Asphalt  
and  
387 Hollister  
San Diego, CA 92154  
Asphalt

Enniss Enterprises Materials Division  
12421 Vigilante Road  
Lakeside, CA 92040  
Clean fill, clean concrete, asphalt, toilets with ceramic only.

Escondido Sand and Gravel  
500 North Tulip  
Escondido, CA  
Clean concrete and asphalt

Grupo Bajaplay  
P.O. Box 5224  
Chula Vista, CA 92912  
Dry wood and soft wood (pine)

Hanson Aggregates  
3701 Haymar Dr.  
Carlsbad, CA 92058  
Clean concrete, asphalt, and clean fill.  
and  
9229 Harris Plant Road  
San Diego, CA 92145  
Clean concrete, asphalt, and clean fill.  
and  
12560 Highway 67  
Lakeside, CA 92040  
Clean concrete and asphalt  
Hester's Granite Company  
2094 willow Glen Drive  
El Cajon, CA 92019  
Mixed loads, dirt, concrete or rock, asphalt.

IMS Recycling  
1345 South 27th St.  
San Diego, Ca 92019  
All types of metals, electronics, computers

J. Cloud, Inc.  
2094 Willow Glen Dr.  
El Cajon, CA 92019  
Clean concrete/asphalt, mixed concrete and asphalt, mixed loads, clean dirt.

Lakeside Land Company  
10101 Riverford Road  
Lakeside, CA 92040  
Concrete slabs, footings, broken asphalt, clean dirt, clean rock

L.E. Morrison Sand and Gravel  
332 Elkerton Place  
Spring Valley, CA 91977  
Fill dirt, sand, concrete, clean green.

Ralphs Used Building Material  
1444 Island Avenue  
San Diego, CA 92101  
Reusable toilets, sinks, bathtubs, faucets, shower doors, wood windows and doors

Romero General Construction Corp  
8354 Nelson Way  
Escondido, CA 92082  
Used clean cement and asphalt

The ReUse People  
1861 B St.  
San Diego, CA 92113  
Construction materials, usable lumber, plywood, doors, windows, hardware, etc.

Vulcan Materials Co.  
10051 Black Mountain Road  
San Diego, CA 92126  
Clean dirt, broken concrete, asphalt, brick, block and rock.

WARE , Inc. (Madison Materials)  
1035 East 4th St.  
Santa Ana, CA  
Concrete, wood, green waste, plastics, aluminum, paper, etc.

WyRock  
P.O. Box 1239  
1385 Sycamore Ave.  
Vista, CA 92085

## CONSIDERATION OF PROGRAMS FOR COUNTYWIDE COORDINATION

This section requires consideration of solid waste management programs for possible countywide coordination pursuant to CCR Section 18757.7(d). Coordination may involve the combining of similar programs selected by adjacent jurisdictions into a single program administered by a regional joint powers authority (JPA) or memorandum of understanding (MOU) between the participating jurisdictions; or cooperative and coordinated implementation of essentially identical programs throughout the county. The following programs could be considered candidates for countywide or regional implementation because they were most often selected for implementation in the SRREs and HHWEs of the individual jurisdictions in the county. Regional or countywide administration of selected programs will be at the option of the concerned jurisdictions, all with the aim of meeting state diversion requirements by continuing and expanding source reduction, recycling, composting and public education programs throughout the region.

### Source Reduction Programs

- Continue and Expand Residential Source Reduction: Continue programs such as back yard and master composting programs. Low cost composters can be made available region wide. Countywide or regionwide workshops and public information-education efforts can be effectively coordinated. All jurisdictions have participated in these programs.
- Commercial/Industrial: Develop consistent construction and demolition waste reduction and deconstruction strategies countywide.
- Waste Evaluations and Waste Audits: Technical assistance is appropriate on a regional scale. Each jurisdiction now administers this program at the level it can afford. Costs of implementing programs, however, are an inhibiting factor.
- Material exchanges and reuse facilities: Regionalize the effort to improve, support and promote these exchanges and facilities.

### Recycling Programs

- Source Separation: Encourage jurisdictions to adopt source separation of recyclables for generators, to stimulate markets for recyclable materials.
- Space Allocation: Encourage jurisdictions to enforce standard space allocation requirements for recycling bins.
- School Recycling and Classroom Education: These programs may be administered through the franchise agreements, by jurisdiction staff, or by separate agreement with school districts by the individual jurisdictions. Some jurisdictions have more than one school district within their boundaries and many school districts cross-jurisdictional boundaries. This is an appropriate area for cooperation.
- Residential Curbside Collection of Separated Recyclables: Facilities for processing and marketing curbside separated recyclables can and do serve several jurisdictions.
- Material Recovery Facility (MRF): To reach or exceed the 50% diversion mandated by the Integrated Waste Management Act, some jurisdictions might wish to send portions of their commercial/industrial and residential waste streams to a MRF.
- Mandatory recycling ordinances or enforcement programs are in effect in all jurisdictions. Curbside programs depend on voluntary compliance and participation rates vary. Consequently, substantial amounts of recyclable material remains in the waste stream. Capital costs of development and the scale of operations required to make such facilities feasible make multi-jurisdiction MRFs appropriate candidates for coordinated regional or countywide efforts. Full compliance with the state mandated 50% waste reduction may require even more aggressive commercial and residential waste prevention, reuse, recycling, composting and market development efforts.
- Curbside Collection of Green Waste: Several jurisdictions can and do use the same processing facilities.
- Drop-off/Buy-back Centers: These centers are available throughout the region and are coordinated by both private entities and public agencies.

- Support Additional Facilities: Support waste diversion and resource recovery facilities on site at transfer stations and disposal facilities when feasible. Continue to coordinate private industry and public sector working committees that address facility siting.
- Market Development/RMDZs: Work with processors to ensure end-markets for materials. Attract businesses into the region, which use recyclable materials as feedstock. Promote the RMDZs.
- Buy-recycled: Coordinate buy-recycled campaigns to encourage all local governments, businesses, and residents to use and produce more recycled-content materials. Encourage cooperative purchasing for benefits of volume.
- Translation: Translation of regional brochures and other public education materials into Spanish.

#### Composting Programs

- Maximize Diversion of Organics: Maximize diversion of organic material from landfills and into grinding, mulching and composting facilities. This program lends itself to regional coordination, since landfills and several private grinding and composting facilities provide regional services for yard and green waste. Increase composting quantities and use less organics for alternative daily cover, in order to maximize landfill space and reduce landfill gas and leachate.
- Increase Composting Capacity: Promote development of new composting facilities. Work with local enforcement agencies and land use departments to permit increased organic composting capacity, including food waste.
- Commercial Composting Facilities for Drop Off: There are several facilities located throughout the county that handle green waste delivered by individuals and businesses. The use of common facilities is feasible as a method of regionalizing this program.
- Public Information Workshops on Composting: Publications and presentations to the public have been developed for each jurisdiction and made available to community groups. Additional coordination could be beneficial.

#### Special Waste Programs

- Commercial/Industrial: Develop consistent construction and demolition recycling strategies countywide. Support new local separation and processing facilities.
- Construction and Demolition Ordinances: A cooperative effort to develop countywide uniformity for C & D ordinances is progressing in order to create standards for the construction industry and increase diversion of this material. Ongoing coordination would be beneficial.
- Public Information for Construction and Demolition Waste Diversion: The county and the City of San Diego have developed handouts for distribution to promote diversion of demolition debris and inerts from landfill disposal. Private landfills and the jurisdictions have participated in the distribution of these materials through their building departments and operations sites. Further coordination could be beneficial.

#### Education & Public Information Programs

- Media and News Releases: Media announcements and news releases developed or funded by the CIWMB have been published for use in each jurisdiction. Each jurisdiction also has its own media development and release program, and jurisdiction specific flyers and mailings. More could be accomplished in this area, especially with media that crosses jurisdictional boundaries, such as television, radio, and major newspapers.
- School Curriculum: Educational curricula developed by the CIWMB are made available to all jurisdictions. Partnering jurisdictions where school districts cross their boundaries can most effectively encourage use of these curricula.
- Recycling Telephone Hotline: Several jurisdictions use hotline services, with a common database, provided by contract with a non-profit environmental organization. The City of San Diego and other jurisdictions provide in-house telephone information services. More regional coordination and funding is possible here.
- Technical Assistance: The jurisdictions in the county provide technical assistance to their own local community and volunteer groups promoting source reduction, recycling and back yard composting activities. Adjacent jurisdictions, through a joint arrangement, could use the same

experts and by so doing potentially lower their individual costs. This program could be regionally coordinated.

- Special/Seasonal Programs: All jurisdictions can benefit from this type of recycling program. An environmental organization, under contract, coordinates region wide seasonal recycling programs such as Christmas trees and telephone directories.
- Recycling Guide: Several individual jurisdictions, including the City of San Diego, produce their own recycling guides. The county has developed guides for regional use, which several cities distribute. More cooperation to provide regional information and direction on all recycling facilities in the region would improve efficiencies.

#### Household Hazardous Waste Programs

- Coordination: Continue and expand the already regionally coordinated household hazardous waste (HHW) programs to reduce and properly dispose of HHW before it enters local landfills.
- Permanent Collection Facilities: Jurisdictions hosting permanent facilities have use agreements with other jurisdictions in the county to share the costs of handling HHW dropped off at these facilities. These agreements should be continued and expanded.
- Temporary Collection Events: The HHW programs have changed the focus of these events to targeted materials, such as electronics. Regional coordination is needed for these events.
- HHW Telephone Hotline: Several jurisdictions use hotline services, with a common database, provided by contract with a non-profit environmental organization. The City of San Diego and other jurisdictions provide in-house telephone information services. More regional coordination and funding is possible here.
- Public Information Program: Subregional cooperation within the county has provided recent public information materials to all jurisdictions, except the City of San Diego, for distribution. Currently, jurisdictions are concentrating efforts on providing information on electronics and used oil recycling collection. Further coordination may be beneficial.
- Load Checks at Landfills: A mandated Hazardous Substance Enforcement Program has been implemented at all operating landfills in the county including the City of San Diego's Miramar Landfill.

### **IMPLEMENTATION OF A COUNTYWIDE PROGRAM**

The requirement for standardized disposal reporting has been fully implemented and improved by the County Department of Public Works. This program is administered countywide and is known as the Countywide Disposal Reporting System.

# CHAPTER 6 COUNTYWIDE OR REGIONAL PROGRAM FINANCING

## PURPOSE & REQUIREMENTS

This chapter provides cost estimates for countywide and region-wide program(s) and facilities and identifies the funding sources for those programs. Requirements for this chapter are contained in CCR Section 18758.

Table 6.1 lists the sources of funding and revenue allocation for the existing countywide or regional programs listed in Chapter 5.

**Table 6.1**

**Source of Funding and Revenue Allocation for Existing Countywide/Regional Programs**

<b>Program</b>	<b>Source(s) of Funding</b>	<b>Allocation of Revenues</b>
Construction/Demolition Information	Individual Jurisdictions Franchise/Surcharges/AB 939 Fees /Waste Collection Fees	Individual Jurisdictions
Green Waste Grinding, Mulching, and/or Composting Operations	Private Sector	Individual Jurisdictions
Household Hazardous Waste (HHW) cross-jurisdiction use agreements for permanent HHW facilities	Individual Jurisdictions HHW Fees	Franchise/Surcharges/AB 939 Fees /Waste Collection Fees
Household Hazardous Waste public information programs	Not Applicable	Franchise/Surcharges/AB 939 Fees /Waste Collection Fees
Mandatory Recycling Ordinances and/or Enforcement Programs	Individual Jurisdictions Franchise/Surcharges/AB 939 Fees /Waste Collection Fees	Individual Jurisdictions
Market Development, Buy Recycled and Recycling Market Development Zones (RMDZ)	CIWMB Grants, Loans, and Member Jurisdictions	Individual Jurisdictions
Public Information Workshops	Franchise/Surcharges/AB 939 Fees /Waste Collection Fees Individual Jurisdictions	Individual Jurisdictions
School district programs	School districts, jurisdictions, CIWMB grants, hauler contracts	School Districts
Special Seasonal Programs (Christmas Tree/Telephone Directories/Annual Cleanup)	Individual Jurisdictions Franchise/Surcharges/AB 939 Fees /Waste Collection Fees	Individual Jurisdictions

As shown in Table 6.1, the main sources of revenue for countywide or regional programs are: Revenue from franchise fees, AB 939 fees, HHW fees, surcharges, and waste collection fees  
Grants and loans from state agencies and private institutions

Programs funded with grants, loans, and participating jurisdictions' contributions will necessarily involve establishing written agreements between participating jurisdictions, spelling out administrative and financial responsibilities.

Costs and revenue sources for the Countywide Disposal Tonnage Reporting System and reporting and revisions for the Countywide Integrated Waste Management Plan are summarized in Table 6.2.

**Table 6.2  
Cost and Revenue Sources for the Countywide Disposal Reporting System and Revisions to the Countywide Integrated Waste Management Plan**

<b>Program</b>	<b>Program Cost (\$)</b>	<b>Revenue Sources</b>
Countywide Disposal Reporting System	\$20,000 Annually	Solid Waste Planning (Tipping) Fee of \$.02/ton
Countywide Integrated Waste Management Plan	\$290,000 from County for 2002-2005 Revision \$10,000 for other Jurisdiction staff time and SANDAG staff time	Solid Waste Planning (Tipping) Fee of \$.02/ton Individual Jurisdictions and SANDAG